

2023 Annual Agency Profile - Eagle County (NTD ID 80155)

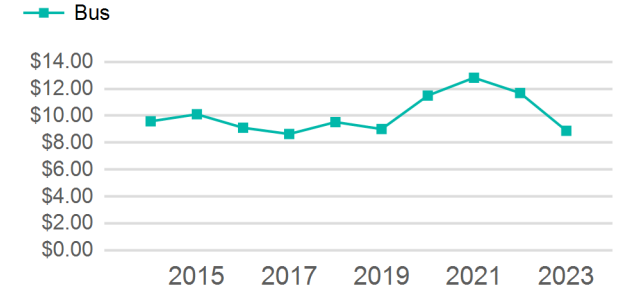
Mailing Address: 500 BROADWAY
EAGLE, CO

Website: <http://www.eaglecounty.us/transit>

Service Consumed

Annual Unlinked Trips (UPT) 1,381,335

Operating Expenses per Vehicle Revenue Mile



Assets

Revenue Vehicles 50
Service Vehicles
Facilities 2

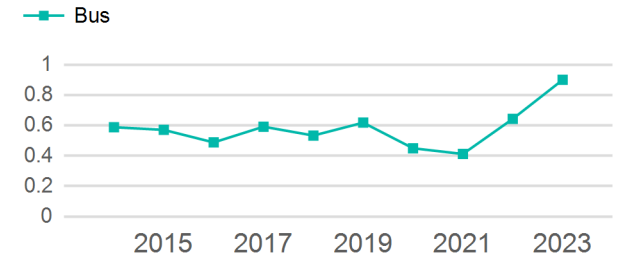
Service Supplied

Annual Vehicle Revenue Miles (VRM) 1,534,297
Annual Vehicle Revenue Hours (VRH) 81,942
Vehicles Operated in Maximum Service (VOMS) 21

Modal Characteristics

Mode	Annual Unlinked Passenger Trips	Directly Operated VOMS	Purchased Transportation VOMS	Annual Vehicle Revenue Miles	Annual Vehicle Revenue Hours
Bus	1,381,335	21	0	1,534,297	81,942
Total	1,381,335	21	0	1,534,297	81,942

Unlinked Passenger Trip per Vehicle Revenue Mile



Mode	Service Efficiency		Service Effectiveness		
	OE per VRM	OE per VRH	UPT per VRM	UPT per VRH	OE per UPT
Bus	\$8.00	\$149.82	0.9	16.9	\$8.89
Total	\$8.00	\$149.82	0.9	16.9	\$8.89

2023 Annual Agency Profile - Eagle County (NTD ID 80155)

2023 Funding Breakdown

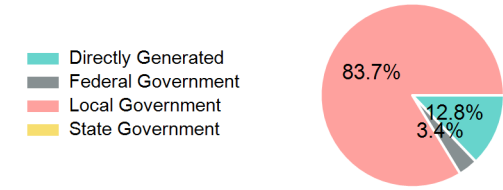
Summary of Operating Expenses (OE)

Mode	Operating Expenses	Fare Revenues
Bus	\$12,276,775	\$0
Total	\$12,276,775	\$0

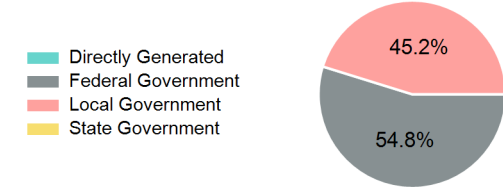
Sources of Operating Funds Expended

Directly Generated	\$1,575,682
Federal Government	\$420,790
Local Government	\$10,280,303
State Government	\$0
Total Operating Funds Expended	\$12,276,775

Operating Funding Sources



Capital Funding Sources



Sources of Capital Funds Expended

Directly Generated	\$0
Federal Government	\$840,000
Local Government	\$693,177
State Government	\$0
Total Capital Funds Expended	\$1,533,177

2023 Asset Management

Transit Asset Management (TAM) Tier	Tier II	TAM Sponsor NTD ID	8R01
--------------------------------------------	---------	---------------------------	------

Metrics

Mode	Average Fleet Age in Years
Bus	7.7