

# 2023 Annual Agency Profile - Summit County (NTD ID 80161)

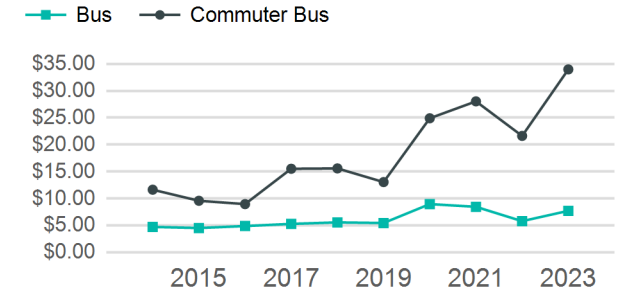
**Mailing Address:** 208 E LINCOLN AVE  
BRECKENRIDGE, CO

**Website:** <http://www.summitstage.com>

## Service Consumed

**Annual Unlinked Trips (UPT)** 1,417,020

## Operating Expenses per Vehicle Revenue Mile



## Assets

**Revenue Vehicles** 61  
**Service Vehicles** 10  
**Facilities** 4

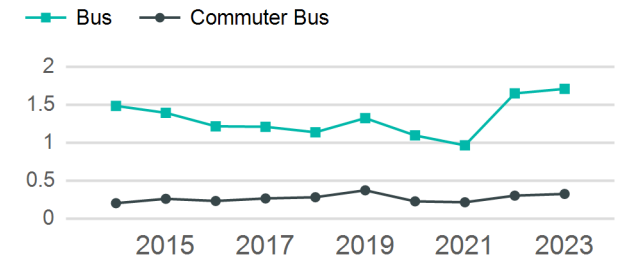
## Service Supplied

**Annual Vehicle Revenue Miles (VRM)** 1,059,497  
**Annual Vehicle Revenue Hours (VRH)** 59,761  
**Vehicles Operated in Maximum Service (VOMS)** 31

## Modal Characteristics

Mode	Annual Unlinked Passenger Trips	Directly Operated VOMS	Purchased Transportation VOMS	Annual Vehicle Revenue Miles	Annual Vehicle Revenue Hours
Bus	1,340,872	22	0	784,871	47,610
Commuter Bus	70,900	6	0	218,432	7,405
Demand Response	5,248	3	0	56,194	4,746
<b>Total</b>	<b>1,417,020</b>	<b>31</b>	<b>0</b>	<b>1,059,497</b>	<b>59,761</b>

## Unlinked Passenger Trip per Vehicle Revenue Mile



## Metrics

### Service Efficiency

### Service Effectiveness

Mode	OE per VRM	OE per VRH	UPT per VRM	UPT per VRH	OE per UPT
Bus	\$13.20	\$217.57	1.7	28.2	\$7.73
Commuter Bus	\$11.03	\$325.31	0.3	9.6	\$33.98
Demand Response	\$19.45	\$230.33	0.1	1.1	\$208.30
<b>Total</b>	<b>\$13.08</b>	<b>\$231.94</b>	<b>1.3</b>	<b>23.7</b>	<b>\$9.78</b>

# 2023 Annual Agency Profile - Summit County (NTD ID 80161)

## 2023 Funding Breakdown

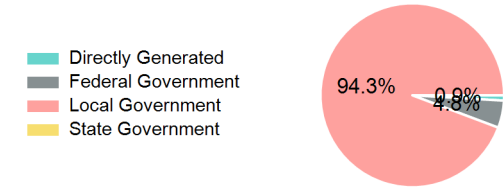
### Summary of Operating Expenses (OE)

Mode	Operating Expenses	Fare Revenues
Bus	\$10,358,646	\$0
Commuter Bus	\$2,408,914	\$0
Demand Response	\$1,093,169	\$0
<b>Total</b>	<b>\$13,860,729</b>	<b>\$0</b>

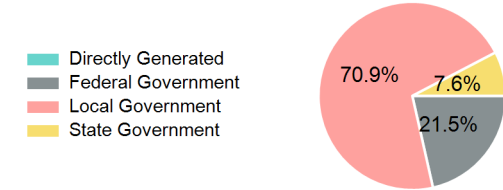
### Sources of Operating Funds Expended

Directly Generated	\$128,507
Federal Government	\$663,481
Local Government	\$13,068,741
State Government	\$0
<b>Total Operating Funds Expended</b>	<b>\$13,860,729</b>

### Operating Funding Sources



### Capital Funding Sources



### Sources of Capital Funds Expended

Directly Generated	\$0
Federal Government	\$1,418,724
Local Government	\$4,689,091
State Government	\$504,469
<b>Total Capital Funds Expended</b>	<b>\$6,612,284</b>

## 2023 Asset Management

Transit Asset Management (TAM) Tier Tier II TAM Sponsor NTD ID 8R01

### Metrics

Mode	Average Fleet Age in Years
Bus	11.3
Commuter Bus	11.3
Demand Response	2.3