

2023 Annual Agency Profile - East Central Council of Local Governments (NTD ID 80162)

Mailing Address: 128 COLORADO AVE
STRATTON, CO

Website: <https://www.eccog.com/outback-express/>

Service Consumed

Annual Unlinked Trips (UPT) 1,264

Service Supplied

Annual Vehicle Revenue Miles (VRM) 22,406

Annual Vehicle Revenue Hours (VRH) 1,340

Vehicles Operated in Maximum Service (VOMS) 3

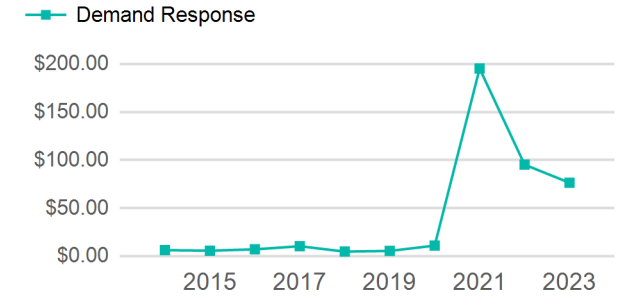
Assets

Revenue Vehicles 10

Service Vehicles

Facilities

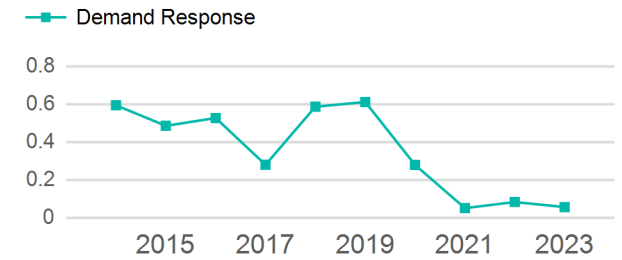
Operating Expenses per Vehicle Revenue Mile



Modal Characteristics

Mode	Annual Unlinked Passenger Trips	Directly Operated VOMS	Purchased Transportation VOMS	Annual Vehicle Revenue Miles	Annual Vehicle Revenue Hours
Demand Response	1,264	3	0	22,406	1,340
Total	1,264	3	0	22,406	1,340

Unlinked Passenger Trip per Vehicle Revenue Mile



Metrics

Service Efficiency

Service Effectiveness

Mode	OE per VRM	OE per VRH	UPT per VRM	UPT per VRH	OE per UPT
Demand Response	\$4.31	\$72.14	0.1	0.9	\$76.48
Total	\$4.31	\$72.14	0.1	0.9	\$76.48

2023 Annual Agency Profile - East Central Council of Local Governments (NTD ID 80162)

2023 Funding Breakdown

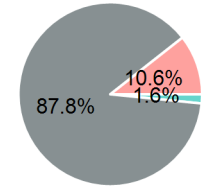
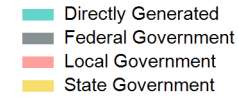
Summary of Operating Expenses (OE)

Mode	Operating Expenses	Fare Revenues
Demand Response	\$96,668	\$0
Total	\$96,668	\$0

Sources of Operating Funds Expended

Directly Generated	\$1,539
Federal Government	\$84,894
Local Government	\$10,235
State Government	\$0
Total Operating Funds Expended	\$96,668

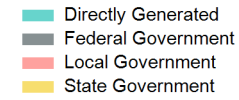
Operating Funding Sources



Capital Funding Sources

Sources of Capital Funds Expended

Directly Generated	\$0
Federal Government	\$0
Local Government	\$0
State Government	\$0
Total Capital Funds Expended	\$0



2023 Asset Management

Transit Asset Management (TAM) Tier	Tier II	TAM Sponsor NTD ID	8R01
--	---------	---------------------------	------

Metrics

Mode	Average Fleet Age in Years
Demand Response	12.6