

2023 Annual Agency Profile - Sanders County Council on Aging (NTD ID 80164)

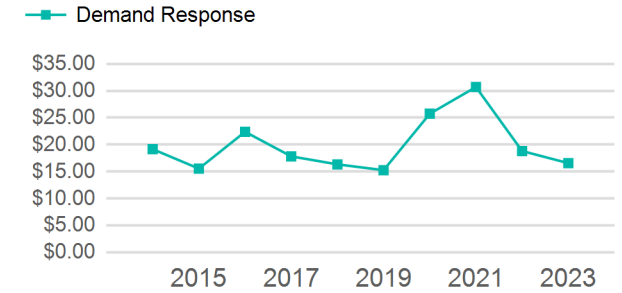
Mailing Address: 203 MAIN ST
HOT SPRINGS, MT

Website: <http://www.sc-coa.org>

Service Consumed

Annual Unlinked Trips (UPT) 16,413

Operating Expenses per Vehicle Revenue Mile



Assets

Revenue Vehicles 10
Service Vehicles
Facilities

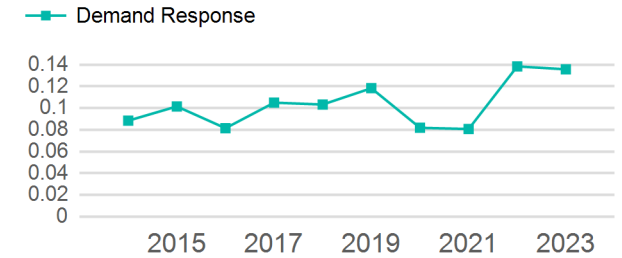
Service Supplied

Annual Vehicle Revenue Miles (VRM) 120,905
Annual Vehicle Revenue Hours (VRH) 7,504
Vehicles Operated in Maximum Service (VOMS) 10

Modal Characteristics

Mode	Annual Unlinked Passenger Trips	Directly Operated VOMS	Purchased Transportation VOMS	Annual Vehicle Revenue Miles	Annual Vehicle Revenue Hours
Demand Response	16,413	10	0	120,905	7,504
Total	16,413	10	0	120,905	7,504

Unlinked Passenger Trip per Vehicle Revenue Mile



Mode	Service Efficiency		Service Effectiveness		
	OE per VRM	OE per VRH	UPT per VRM	UPT per VRH	OE per UPT
Demand Response	\$2.25	\$36.26	0.1	2.2	\$16.58
Total	\$2.25	\$36.26	0.1	2.2	\$16.58

2023 Annual Agency Profile - Sanders County Council on Aging (NTD ID 80164)

2023 Funding Breakdown

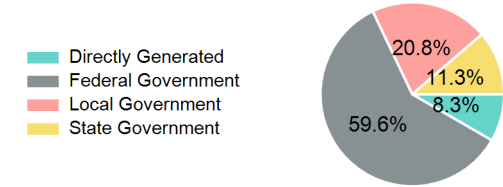
Summary of Operating Expenses (OE)

Mode	Operating Expenses	Fare Revenues
Demand Response	\$272,061	\$0
Total	\$272,061	\$0

Sources of Operating Funds Expended

Directly Generated	\$22,705
Federal Government	\$162,075
Local Government	\$56,513
State Government	\$30,768
Total Operating Funds Expended	\$272,061

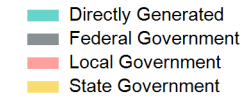
Operating Funding Sources



Capital Funding Sources

Sources of Capital Funds Expended

Directly Generated	\$0
Federal Government	\$0
Local Government	\$0
State Government	\$0
Total Capital Funds Expended	\$0



2023 Asset Management

Transit Asset Management (TAM) Tier	Tier II	TAM Sponsor NTD ID	8R02
--	---------	---------------------------	------

Metrics

Mode	Average Fleet Age in Years
Demand Response	7.6