

# 2023 Annual Agency Profile - Urban Transportation District of Dawson County (NTD ID 80166)

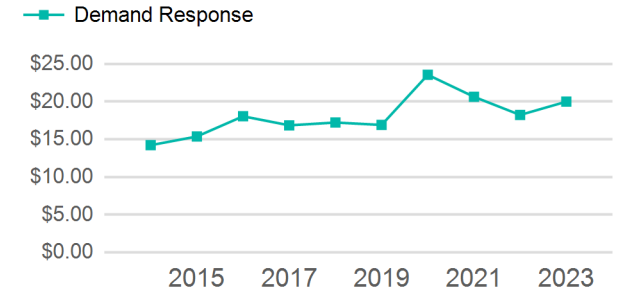
Mailing Address: 511 E SLOCUM ST  
GLENDIVE, MT

Website: <http://www.DawsonCountyTransit.com>

## Service Consumed

Annual Unlinked Trips (UPT) 15,971

## Operating Expenses per Vehicle Revenue Mile



## Assets

Revenue Vehicles 7  
Service Vehicles  
Facilities 1

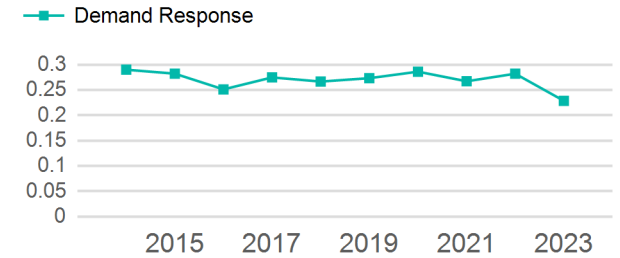
## Service Supplied

Annual Vehicle Revenue Miles (VRM) 69,829  
Annual Vehicle Revenue Hours (VRH) 7,493  
Vehicles Operated in Maximum Service (VOMS) 6

## Modal Characteristics

Mode	Annual Unlinked Passenger Trips	Directly Operated VOMS	Purchased Transportation VOMS	Annual Vehicle Revenue Miles	Annual Vehicle Revenue Hours
Demand Response	15,971	6	0	69,829	7,493
<b>Total</b>	<b>15,971</b>	<b>6</b>	<b>0</b>	<b>69,829</b>	<b>7,493</b>

## Unlinked Passenger Trip per Vehicle Revenue Mile



## Metrics

Mode	Service Efficiency		Service Effectiveness		
	OE per VRM	OE per VRH	UPT per VRM	UPT per VRH	OE per UPT
Demand Response	\$4.57	\$42.61	0.2	2.1	\$19.99
<b>Total</b>	<b>\$4.57</b>	<b>\$42.61</b>	<b>0.2</b>	<b>2.1</b>	<b>\$19.99</b>

# 2023 Annual Agency Profile - Urban Transportation District of Dawson County (NTD ID 80166)

## 2023 Funding Breakdown

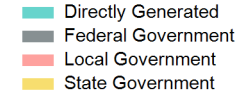
### Summary of Operating Expenses (OE)

Mode	Operating Expenses	Fare Revenues
Demand Response	\$319,284	\$0
<b>Total</b>	<b>\$319,284</b>	<b>\$0</b>

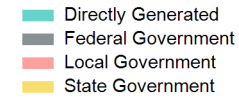
### Sources of Operating Funds Expended

Directly Generated	\$22,929
Federal Government	\$185,138
Local Government	\$63,924
State Government	\$47,293
<b>Total Operating Funds Expended</b>	<b>\$319,284</b>

### Operating Funding Sources



### Capital Funding Sources



### Sources of Capital Funds Expended

Directly Generated	\$0
Federal Government	\$0
Local Government	\$0
State Government	\$0
<b>Total Capital Funds Expended</b>	<b>\$0</b>

## 2023 Asset Management

<b>Transit Asset Management (TAM) Tier</b>	Tier II	<b>TAM Sponsor NTD ID</b>	8R02
--	---------	---------------------------	------

### Metrics

Mode	Average Fleet Age in Years
Demand Response	9.6