

# 2023 Annual Agency Profile - Toole County (NTD ID 80169)

Mailing Address: 226 1ST ST S  
SHELBY, MT

Website: <http://northern.rural-transit.com>

## Service Consumed

Annual Unlinked Trips (UPT) 19,384

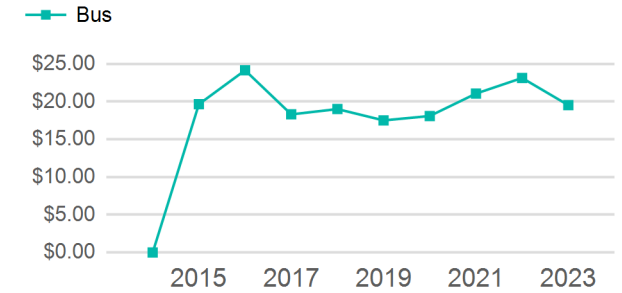
## Assets

Revenue Vehicles 7  
Service Vehicles  
Facilities 1

## Service Supplied

Annual Vehicle Revenue Miles (VRM) 133,880  
Annual Vehicle Revenue Hours (VRH) 3,595  
Vehicles Operated in Maximum Service (VOMS) 7

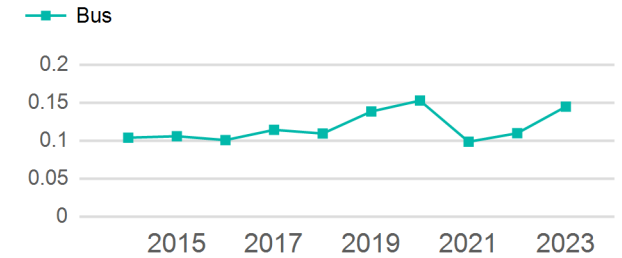
## Operating Expenses per Vehicle Revenue Mile



## Modal Characteristics

Mode	Annual Unlinked Passenger Trips	Directly Operated VOMS	Purchased Transportation VOMS	Annual Vehicle Revenue Miles	Annual Vehicle Revenue Hours
Bus	19,384	7	0	133,880	3,595
<b>Total</b>	<b>19,384</b>	<b>7</b>	<b>0</b>	<b>133,880</b>	<b>3,595</b>

## Unlinked Passenger Trip per Vehicle Revenue Mile



Mode	Service Efficiency		Service Effectiveness		
	OE per VRM	OE per VRH	UPT per VRM	UPT per VRH	OE per UPT
Bus	\$2.83	\$105.30	0.1	5.4	\$19.53
<b>Total</b>	<b>\$2.83</b>	<b>\$105.30</b>	<b>0.1</b>	<b>5.4</b>	<b>\$19.53</b>

# 2023 Annual Agency Profile - Toole County (NTD ID 80169)

## 2023 Funding Breakdown

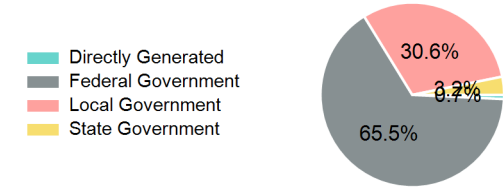
### Summary of Operating Expenses (OE)

Mode	Operating Expenses	Fare Revenues
Bus	\$378,552	\$0
<b>Total</b>	<b>\$378,552</b>	<b>\$0</b>

### Sources of Operating Funds Expended

Directly Generated	\$2,754
Federal Government	\$247,842
Local Government	\$115,951
State Government	\$12,005
<b>Total Operating Funds Expended</b>	<b>\$378,552</b>

### Operating Funding Sources



### Capital Funding Sources

### Sources of Capital Funds Expended

Directly Generated	\$0
Federal Government	\$0
Local Government	\$0
State Government	\$0
<b>Total Capital Funds Expended</b>	<b>\$0</b>



## 2023 Asset Management

Transit Asset Management (TAM) Tier	Tier II	TAM Sponsor NTD ID	8R02
-------------------------------------	---------	--------------------	------

### Metrics

Mode	Average Fleet Age in Years
Bus	7.1