

2023 Annual Agency Profile - Town of Breckenridge (NTD ID 80170)

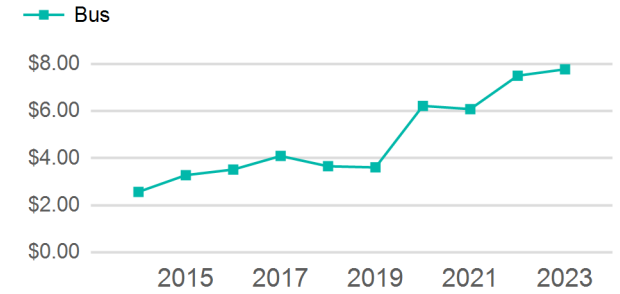
Mailing Address: 150 Ski Hill Rd
BRECKENRIDGE, CO

Website: <https://www.breckfreeride.com>

Service Consumed

Annual Unlinked Trips (UPT) 847,534

Operating Expenses per Vehicle Revenue Mile



Assets

Revenue Vehicles	21
Service Vehicles	4
Facilities	4

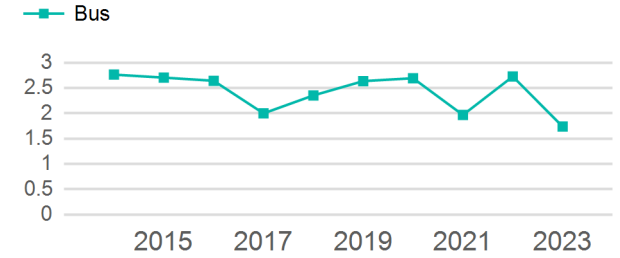
Service Supplied

Annual Vehicle Revenue Miles (VRM)	487,624
Annual Vehicle Revenue Hours (VRH)	45,702
Vehicles Operated in Maximum Service (VOMS)	15

Modal Characteristics

Mode	Annual Unlinked Passenger Trips	Directly Operated VOMS	Purchased Transportation VOMS	Annual Vehicle Revenue Miles	Annual Vehicle Revenue Hours
Bus	847,534	15	0	487,624	45,702
Total	847,534	15	0	487,624	45,702

Unlinked Passenger Trip per Vehicle Revenue Mile



Metrics

Service Efficiency

Service Effectiveness

Mode	OE per VRM	OE per VRH	UPT per VRM	UPT per VRH	OE per UPT
Bus	\$13.51	\$144.11	1.7	18.5	\$7.77
Total	\$13.51	\$144.11	1.7	18.5	\$7.77

2023 Annual Agency Profile - Town of Breckenridge (NTD ID 80170)

2023 Funding Breakdown

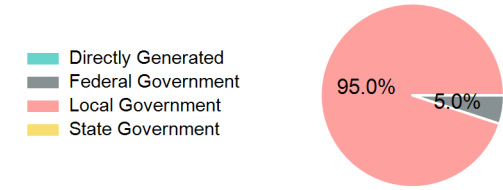
Summary of Operating Expenses (OE)

Mode	Operating Expenses	Fare Revenues
Bus	\$6,586,291	\$0
Total	\$6,586,291	\$0

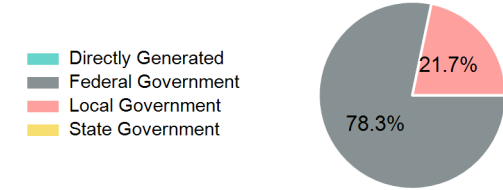
Sources of Operating Funds Expended

Directly Generated	\$0
Federal Government	\$330,869
Local Government	\$6,255,422
State Government	\$0
Total Operating Funds Expended	\$6,586,291

Operating Funding Sources



Capital Funding Sources



Sources of Capital Funds Expended

Directly Generated	\$0
Federal Government	\$1,913,775
Local Government	\$531,073
State Government	\$0
Total Capital Funds Expended	\$2,444,848

2023 Asset Management

Transit Asset Management (TAM) Tier: Tier II TAM Sponsor NTD ID: 8R01

Metrics

Mode	Average Fleet Age in Years
Bus	8.0