

# 2023 Annual Agency Profile - Community Coordinated Transportation Systems (NTD ID 80171)

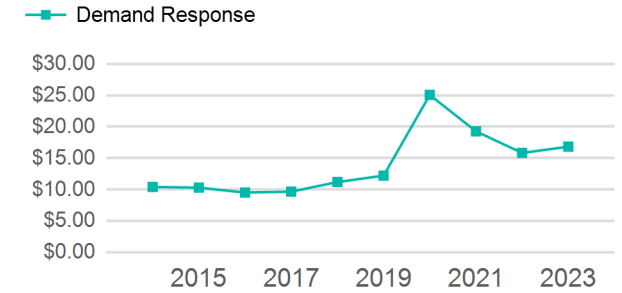
Mailing Address: 1600 E DAKOTA AVE  
PIERRE, SD

Website: www.rcptransit.com

## Service Consumed

Annual Unlinked Trips (UPT) 282,748

## Operating Expenses per Vehicle Revenue Mile



## Assets

Revenue Vehicles	79
Service Vehicles	8
Facilities	3

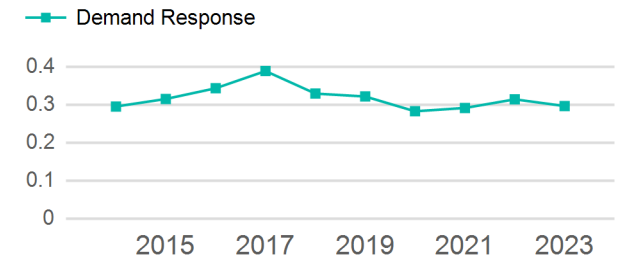
## Service Supplied

Annual Vehicle Revenue Miles (VRM)	953,967
Annual Vehicle Revenue Hours (VRH)	63,375
Vehicles Operated in Maximum Service (VOMS)	48

## Modal Characteristics

Mode	Annual Unlinked Passenger Trips	Directly Operated VOMS	Purchased Transportation VOMS	Annual Vehicle Revenue Miles	Annual Vehicle Revenue Hours
Demand Response	282,748	48	0	953,967	63,375
<b>Total</b>	<b>282,748</b>	<b>48</b>	<b>0</b>	<b>953,967</b>	<b>63,375</b>

## Unlinked Passenger Trip per Vehicle Revenue Mile



Mode	Service Efficiency		Service Effectiveness		
	OE per VRM	OE per VRH	UPT per VRM	UPT per VRH	OE per UPT
Demand Response	\$4.99	\$75.07	0.3	4.5	\$16.83
<b>Total</b>	<b>\$4.99</b>	<b>\$75.07</b>	<b>0.3</b>	<b>4.5</b>	<b>\$16.83</b>

# 2023 Annual Agency Profile - Community Coordinated Transportation Systems (NTD ID 80171)

## 2023 Funding Breakdown

### Summary of Operating Expenses (OE)

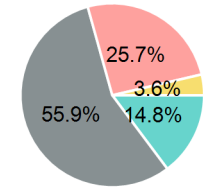
Mode	Operating Expenses	Fare Revenues
Demand Response	\$4,757,848	\$0
<b>Total</b>	<b>\$4,757,848</b>	<b>\$0</b>

### Sources of Operating Funds Expended

Directly Generated	\$702,099
Federal Government	\$2,660,552
Local Government	\$1,221,771
State Government	\$173,426
<b>Total Operating Funds Expended</b>	<b>\$4,757,848</b>

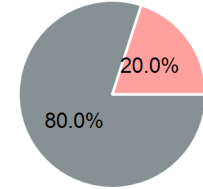
### Operating Funding Sources

- Directly Generated
- Federal Government
- Local Government
- State Government



### Capital Funding Sources

- Directly Generated
- Federal Government
- Local Government
- State Government



### Sources of Capital Funds Expended

Directly Generated	\$0
Federal Government	\$1,646,013
Local Government	\$411,504
State Government	\$0
<b>Total Capital Funds Expended</b>	<b>\$2,057,517</b>

## 2023 Asset Management

<b>Transit Asset Management (TAM) Tier</b>	Tier II	<b>TAM Sponsor NTD ID</b>	8R04
--	---------	---------------------------	------

### Metrics

Mode	Average Fleet Age in Years
Demand Response	5.5