

2023 Annual Agency Profile - Silver Bow County (NTD ID 80174)

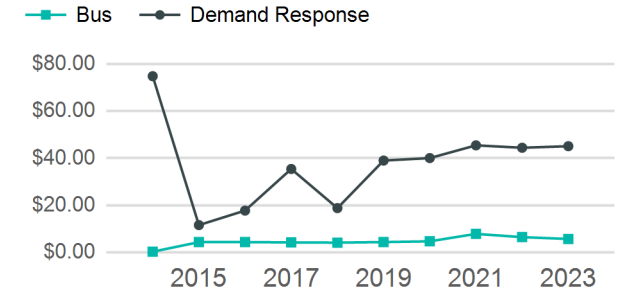
Mailing Address: 155 W GRANITE ST
BUTTE, MT

Website: <http://www.co.silverbow.mt.us/178/Transit-Services>

Service Consumed

Annual Unlinked Trips (UPT) 178,138

Operating Expenses per Vehicle Revenue Mile



Assets

Revenue Vehicles 13
Service Vehicles
Facilities 2

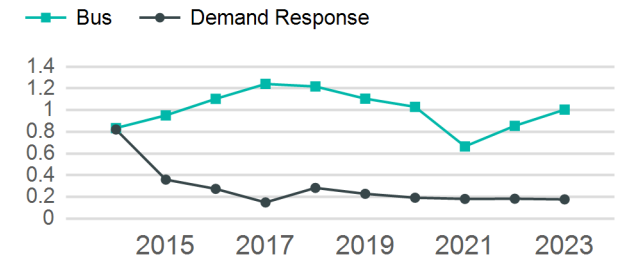
Service Supplied

Annual Vehicle Revenue Miles (VRM) 227,189
Annual Vehicle Revenue Hours (VRH) 17,752
Vehicles Operated in Maximum Service (VOMS) 12

Modal Characteristics

Mode	Annual Unlinked Passenger Trips	Directly Operated VOMS	Purchased Transportation VOMS	Annual Vehicle Revenue Miles	Annual Vehicle Revenue Hours
Bus	167,442	6	0	166,772	10,992
Demand Response	10,696	6	0	60,417	6,760
Total	178,138	12	0	227,189	17,752

Unlinked Passenger Trip per Vehicle Revenue Mile



Mode	Service Efficiency		Service Effectiveness		
	OE per VRM	OE per VRH	UPT per VRM	UPT per VRH	OE per UPT
Bus	\$5.75	\$87.20	1.0	15.2	\$5.72
Demand Response	\$7.98	\$71.34	0.2	1.6	\$45.09
Total	\$6.34	\$81.16	0.8	10.0	\$8.09

2023 Annual Agency Profile - Silver Bow County (NTD ID 80174)

2023 Funding Breakdown

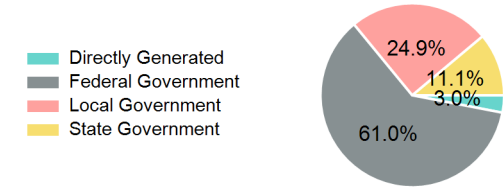
Summary of Operating Expenses (OE)

Mode	Operating Expenses	Fare Revenues
Bus	\$958,462	\$0
Demand Response	\$482,258	\$0
Total	\$1,440,720	\$0

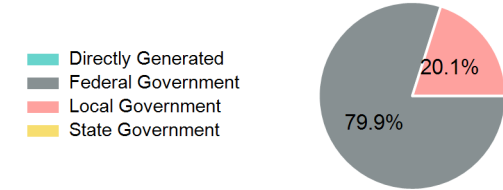
Sources of Operating Funds Expended

Directly Generated	\$43,703
Federal Government	\$878,942
Local Government	\$358,271
State Government	\$159,804
Total Operating Funds Expended	\$1,440,720

Operating Funding Sources



Capital Funding Sources



Sources of Capital Funds Expended

Directly Generated	\$0
Federal Government	\$10,063
Local Government	\$2,527
State Government	\$0
Total Capital Funds Expended	\$12,590

2023 Asset Management

Transit Asset Management (TAM) Tier: Tier II TAM Sponsor NTD ID: 8R02

Metrics

Mode	Average Fleet Age in Years
Bus	8.7
Demand Response	6.4