

2023 Annual Agency Profile - Rural Office of Community Services (NTD ID 80182)

Mailing Address: 107 S MAIN AVE
WAGNER, SD

Website: <https://www.rocsinc.org/transit>

Service Consumed

Annual Unlinked Trips (UPT) 81,676

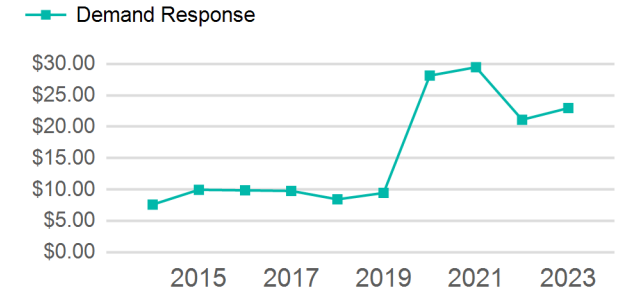
Assets

Revenue Vehicles 49
Service Vehicles 4
Facilities 8

Service Supplied

Annual Vehicle Revenue Miles (VRM) 647,321
Annual Vehicle Revenue Hours (VRH) 40,147
Vehicles Operated in Maximum Service (VOMS) 33

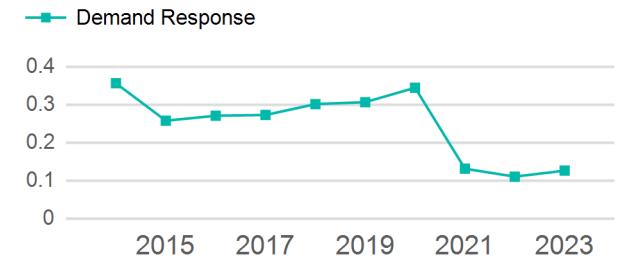
Operating Expenses per Vehicle Revenue Mile



Modal Characteristics

Mode	Annual Unlinked Passenger Trips	Directly Operated VOMS	Purchased Transportation VOMS	Annual Vehicle Revenue Miles	Annual Vehicle Revenue Hours
Demand Response	81,676	33	0	647,321	40,147
Total	81,676	33	0	647,321	40,147

Unlinked Passenger Trip per Vehicle Revenue Mile



Mode	Service Efficiency		Service Effectiveness		
	OE per VRM	OE per VRH	UPT per VRM	UPT per VRH	OE per UPT
Demand Response	\$2.90	\$46.72	0.1	2.0	\$22.97
Total	\$2.90	\$46.72	0.1	2.0	\$22.97

2023 Annual Agency Profile - Rural Office of Community Services (NTD ID 80182)

2023 Funding Breakdown

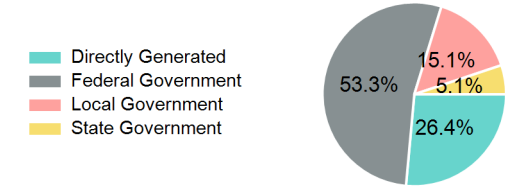
Summary of Operating Expenses (OE)

Mode	Operating Expenses	Fare Revenues
Demand Response	\$1,875,746	\$0
Total	\$1,875,746	\$0

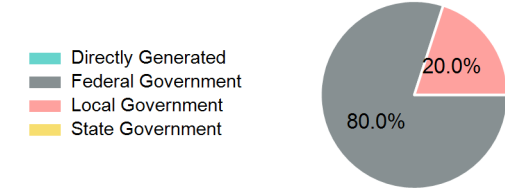
Sources of Operating Funds Expended

Directly Generated	\$496,074
Federal Government	\$1,000,322
Local Government	\$283,300
State Government	\$96,050
Total Operating Funds Expended	\$1,875,746

Operating Funding Sources



Capital Funding Sources



Sources of Capital Funds Expended

Directly Generated	\$0
Federal Government	\$805,257
Local Government	\$201,315
State Government	\$0
Total Capital Funds Expended	\$1,006,572

2023 Asset Management

Transit Asset Management (TAM) Tier	Tier II	TAM Sponsor NTD ID	8R04
--	---------	---------------------------	------

Metrics

Mode	Average Fleet Age in Years
Demand Response	7.1