

# 2023 Annual Agency Profile - Brookings Area Transit Authority (NTD ID 80187)

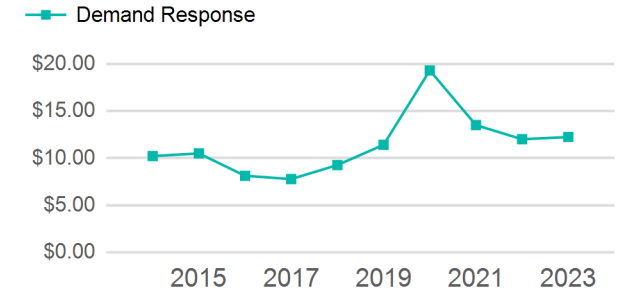
**Mailing Address:** 1313 WESTERN AVE  
BROOKINGS, SD

**Website:** <http://www.brookingsareatransit.com>

## Service Consumed

**Annual Unlinked Trips (UPT)** 143,863

## Operating Expenses per Vehicle Revenue Mile



## Assets

**Revenue Vehicles** 29  
**Service Vehicles**  
**Facilities** 1

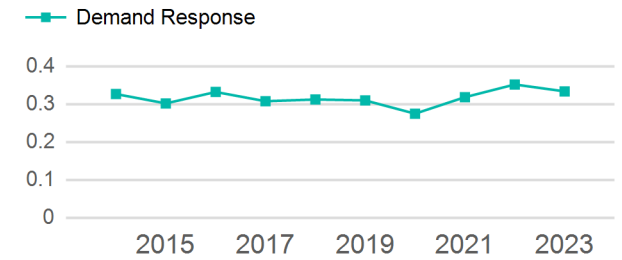
## Service Supplied

**Annual Vehicle Revenue Miles (VRM)** 431,069  
**Annual Vehicle Revenue Hours (VRH)** 31,450  
**Vehicles Operated in Maximum Service (VOMS)** 25

## Modal Characteristics

Mode	Annual Unlinked Passenger Trips	Directly Operated VOMS	Purchased Transportation VOMS	Annual Vehicle Revenue Miles	Annual Vehicle Revenue Hours
Demand Response	143,863	25	0	431,069	31,450
<b>Total</b>	<b>143,863</b>	<b>25</b>	<b>0</b>	<b>431,069</b>	<b>31,450</b>

## Unlinked Passenger Trip per Vehicle Revenue Mile



Mode	Service Efficiency		Service Effectiveness		
	OE per VRM	OE per VRH	UPT per VRM	UPT per VRH	OE per UPT
Demand Response	\$4.09	\$56.01	0.3	4.6	\$12.24
<b>Total</b>	<b>\$4.09</b>	<b>\$56.01</b>	<b>0.3</b>	<b>4.6</b>	<b>\$12.24</b>

# 2023 Annual Agency Profile - Brookings Area Transit Authority (NTD ID 80187)

## 2023 Funding Breakdown

### Summary of Operating Expenses (OE)

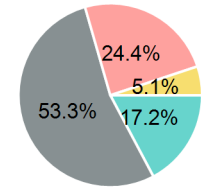
Mode	Operating Expenses	Fare Revenues
Demand Response	\$1,761,417	\$0
<b>Total</b>	<b>\$1,761,417</b>	<b>\$0</b>

### Sources of Operating Funds Expended

Directly Generated	\$303,372
Federal Government	\$939,175
Local Government	\$429,239
State Government	\$89,631
<b>Total Operating Funds Expended</b>	<b>\$1,761,417</b>

### Operating Funding Sources

- Directly Generated
- Federal Government
- Local Government
- State Government

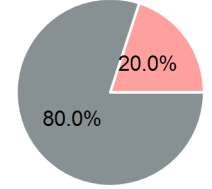


### Sources of Capital Funds Expended

Directly Generated	\$0
Federal Government	\$65,865
Local Government	\$16,466
State Government	\$0
<b>Total Capital Funds Expended</b>	<b>\$82,331</b>

### Capital Funding Sources

- Directly Generated
- Federal Government
- Local Government
- State Government



## 2023 Asset Management

<b>Transit Asset Management (TAM) Tier</b>	Tier II	<b>TAM Sponsor NTD ID</b>	8R04
--	---------	---------------------------	------

### Metrics

Mode	Average Fleet Age in Years
Demand Response	5.2