

2023 Annual Agency Profile - Southern Teton Area Rapid Transit (NTD ID 80188)

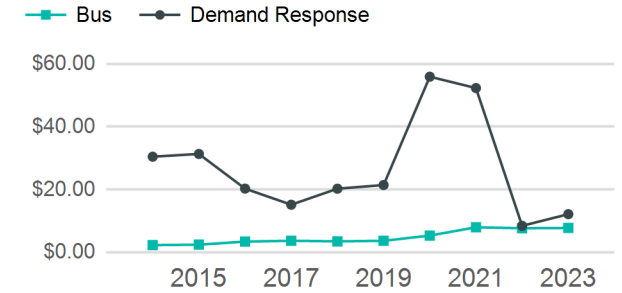
Mailing Address: 150 E PEARL AVE
JACKSON, WY

Website: <http://www.startbus.com/>

Service Consumed

Annual Unlinked Trips (UPT) 869,287

Operating Expenses per Vehicle Revenue Mile



Assets

Revenue Vehicles 46
Service Vehicles
Facilities 1

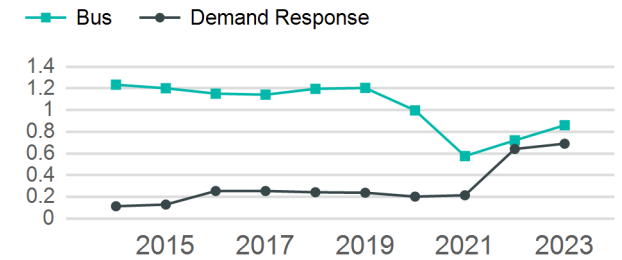
Service Supplied

Annual Vehicle Revenue Miles (VRM) 1,048,227
Annual Vehicle Revenue Hours (VRH) 69,036
Vehicles Operated in Maximum Service (VOMS) 27

Modal Characteristics

Mode	Annual Unlinked Passenger Trips	Directly Operated VOMS	Purchased Transportation VOMS	Annual Vehicle Revenue Miles	Annual Vehicle Revenue Hours
Bus	737,665	17	4	857,566	47,830
Demand Response	131,622	1	5	190,661	21,206
Total	869,287	18	9	1,048,227	69,036

Unlinked Passenger Trip per Vehicle Revenue Mile



Mode	Service Efficiency		Service Effectiveness		
	OE per VRM	OE per VRH	UPT per VRM	UPT per VRH	OE per UPT
Bus	\$6.71	\$120.39	0.9	15.4	\$7.81
Demand Response	\$8.41	\$75.60	0.7	6.2	\$12.18
Total	\$7.02	\$106.63	0.8	12.6	\$8.47

2023 Annual Agency Profile - Southern Teton Area Rapid Transit (NTD ID 80188)

2023 Funding Breakdown

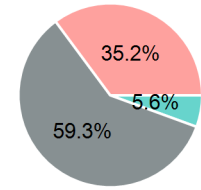
Summary of Operating Expenses (OE)

Mode	Operating Expenses	Fare Revenues
Bus	\$5,758,474	\$0
Demand Response	\$1,603,076	\$0
Total	\$7,361,550	\$0

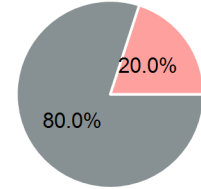
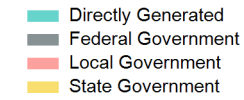
Sources of Operating Funds Expended

Directly Generated	\$409,937
Federal Government	\$4,362,935
Local Government	\$2,588,678
State Government	\$0
Total Operating Funds Expended	\$7,361,550

Operating Funding Sources



Capital Funding Sources



Sources of Capital Funds Expended

Directly Generated	\$0
Federal Government	\$4,163,076
Local Government	\$1,040,769
State Government	\$0
Total Capital Funds Expended	\$5,203,845

2023 Asset Management

Transit Asset Management (TAM) Tier: Tier II TAM Sponsor NTD ID: 8R05

Metrics

Mode	Average Fleet Age in Years
Bus	6.1
Demand Response	6.4