

2023 Annual Agency Profile - East Dakota Transit, Inc. (NTD ID 80190)

Mailing Address: 820 SW 7TH ST
MADISON, SD

Website: <https://www.eastdakotatransit.com/services>

Service Consumed

Annual Unlinked Trips (UPT) 18,484

Service Supplied

Annual Vehicle Revenue Miles (VRM) 33,383

Annual Vehicle Revenue Hours (VRH) 3,427

Vehicles Operated in Maximum Service (VOMS) 3

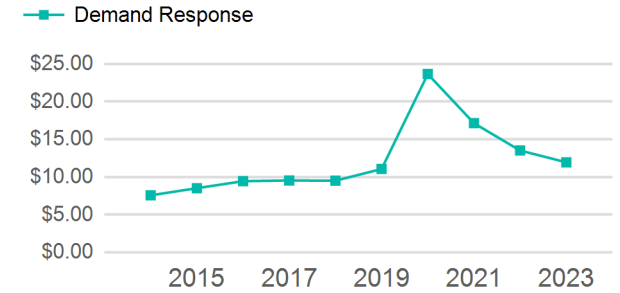
Assets

Revenue Vehicles 3

Service Vehicles 3

Facilities 1

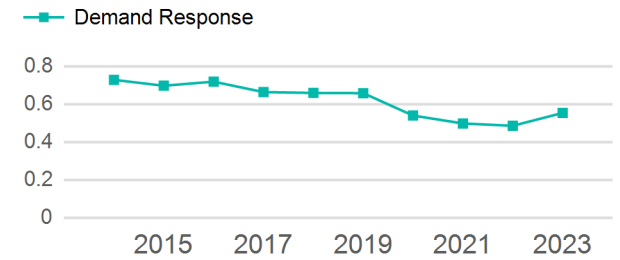
Operating Expenses per Vehicle Revenue Mile



Modal Characteristics

Mode	Annual Unlinked Passenger Trips	Directly Operated VOMS	Purchased Transportation VOMS	Annual Vehicle Revenue Miles	Annual Vehicle Revenue Hours
Demand Response	18,484	3	0	33,383	3,427
Total	18,484	3	0	33,383	3,427

Unlinked Passenger Trip per Vehicle Revenue Mile



Mode	Service Efficiency		Service Effectiveness		
	OE per VRM	OE per VRH	UPT per VRM	UPT per VRH	OE per UPT
Demand Response	\$6.62	\$64.47	0.6	5.4	\$11.95
Total	\$6.62	\$64.47	0.6	5.4	\$11.95

2023 Annual Agency Profile - East Dakota Transit, Inc. (NTD ID 80190)

2023 Funding Breakdown

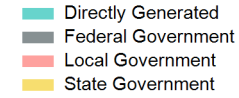
Summary of Operating Expenses (OE)

Mode	Operating Expenses	Fare Revenues
Demand Response	\$220,944	\$0
Total	\$220,944	\$0

Sources of Operating Funds Expended

Directly Generated	\$24,398
Federal Government	\$123,562
Local Government	\$53,825
State Government	\$19,159
Total Operating Funds Expended	\$220,944

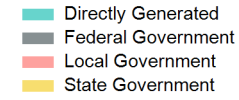
Operating Funding Sources



Capital Funding Sources

Sources of Capital Funds Expended

Directly Generated	\$0
Federal Government	\$0
Local Government	\$0
State Government	\$0
Total Capital Funds Expended	\$0



2023 Asset Management

Transit Asset Management (TAM) Tier	Tier II	TAM Sponsor NTD ID	8R04
--	---------	---------------------------	------

Metrics

Mode	Average Fleet Age in Years
Demand Response	10.0