

2023 Annual Agency Profile - Senior Citizens Council (NTD ID 80193)

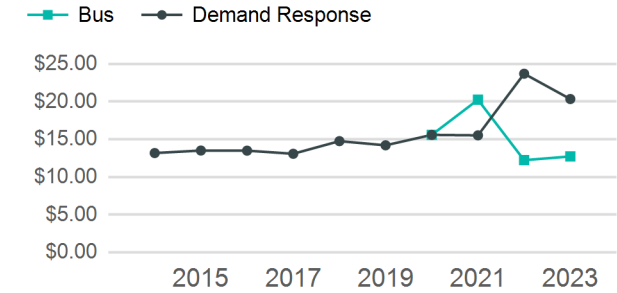
Mailing Address: 211 SMITH ST
SHERIDAN, WY

Website: <http://www.sheridanseniorcenter.org>

Service Consumed

Annual Unlinked Trips (UPT) 55,908

Operating Expenses per Vehicle Revenue Mile



Assets

Revenue Vehicles 16
Service Vehicles
Facilities 1

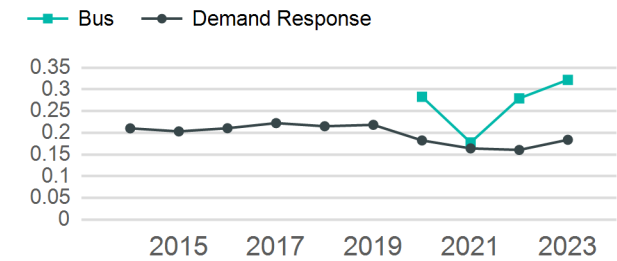
Service Supplied

Annual Vehicle Revenue Miles (VRM) 234,895
Annual Vehicle Revenue Hours (VRH) 21,002
Vehicles Operated in Maximum Service (VOMS) 13

Modal Characteristics

Mode	Annual Unlinked Passenger Trips	Directly Operated VOMS	Purchased Transportation VOMS	Annual Vehicle Revenue Miles	Annual Vehicle Revenue Hours
Bus	29,628	3	0	91,982	7,577
Demand Response	26,280	10	0	142,913	13,425
Total	55,908	13	0	234,895	21,002

Unlinked Passenger Trip per Vehicle Revenue Mile



Metrics

Service Efficiency

Service Effectiveness

Mode	OE per VRM	OE per VRH	UPT per VRM	UPT per VRH	OE per UPT
Bus	\$4.10	\$49.79	0.3	3.9	\$12.73
Demand Response	\$3.74	\$39.82	0.2	2.0	\$20.34
Total	\$3.88	\$43.42	0.2	2.7	\$16.31

2023 Annual Agency Profile - Senior Citizens Council (NTD ID 80193)

2023 Funding Breakdown

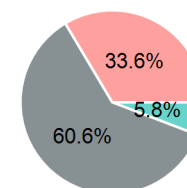
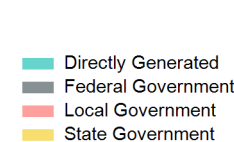
Summary of Operating Expenses (OE)

Mode	Operating Expenses	Fare Revenues
Bus	\$377,230	\$0
Demand Response	\$534,619	\$0
Total	\$911,849	\$0

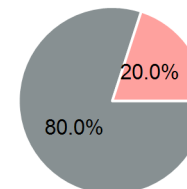
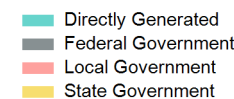
Sources of Operating Funds Expended

Directly Generated	\$52,827
Federal Government	\$552,997
Local Government	\$306,025
State Government	\$0
Total Operating Funds Expended	\$911,849

Operating Funding Sources



Capital Funding Sources



Sources of Capital Funds Expended

Directly Generated	\$0
Federal Government	\$19,600
Local Government	\$4,900
State Government	\$0
Total Capital Funds Expended	\$24,500

2023 Asset Management

Transit Asset Management (TAM) Tier	Tier II	TAM Sponsor NTD ID	8R05
--	---------	---------------------------	------

Metrics

Mode	Average Fleet Age in Years
Bus	4.0
Demand Response	6.2