

2023 Annual Agency Profile - Missoula Ravalli Transportation Management Association (NTD ID 80200)

Mailing Address: 2820 S HIGGINS AVE
MISSOULA, MT

Website: <http://www.mrtma.org>

Service Consumed

Annual Unlinked Trips (UPT) 15,797

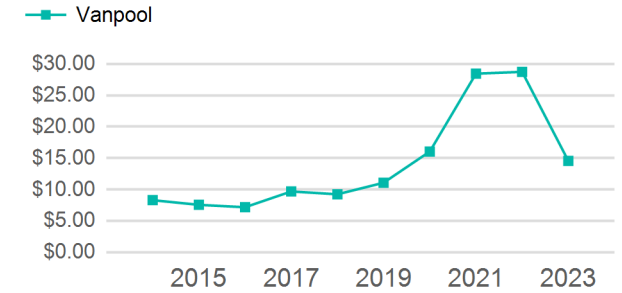
Assets

Revenue Vehicles 22
Service Vehicles
Facilities 1

Service Supplied

Annual Vehicle Revenue Miles (VRM) 220,576
Annual Vehicle Revenue Hours (VRH) 5,438
Vehicles Operated in Maximum Service (VOMS) 22

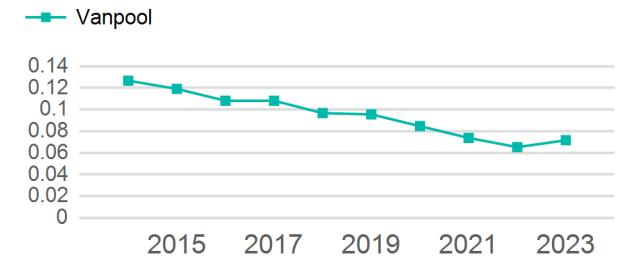
Operating Expenses per Vehicle Revenue Mile



Modal Characteristics

Mode	Annual Unlinked Passenger Trips	Directly Operated VOMS	Purchased Transportation VOMS	Annual Vehicle Revenue Miles	Annual Vehicle Revenue Hours
Vanpool	15,797	22	0	220,576	5,438
Total	15,797	22	0	220,576	5,438

Unlinked Passenger Trip per Vehicle Revenue Mile



Mode	Service Efficiency		Service Effectiveness		
	OE per VRM	OE per VRH	UPT per VRM	UPT per VRH	OE per UPT
Vanpool	\$1.04	\$42.34	0.1	2.9	\$14.58
Total	\$1.04	\$42.34	0.1	2.9	\$14.58

2023 Annual Agency Profile - Missoula Ravalli Transportation Management Association (NTD ID 80200)

2023 Funding Breakdown

Summary of Operating Expenses (OE)

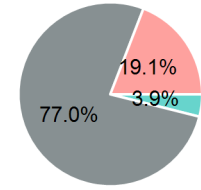
Mode	Operating Expenses	Fare Revenues
Vanpool	\$230,258	\$0
Total	\$230,258	\$0

Sources of Operating Funds Expended

Directly Generated	\$9,013
Federal Government	\$177,226
Local Government	\$44,019
State Government	\$0
Total Operating Funds Expended	\$230,258

Operating Funding Sources

- Directly Generated
- Federal Government
- Local Government
- State Government



Capital Funding Sources

- Directly Generated
- Federal Government
- Local Government
- State Government

Sources of Capital Funds Expended

Directly Generated	\$0
Federal Government	\$0
Local Government	\$0
State Government	\$0
Total Capital Funds Expended	\$0

2023 Asset Management

Transit Asset Management (TAM) Tier: Tier II TAM Sponsor NTD ID: 8R02

Metrics

Mode	Average Fleet Age in Years
Vanpool	6.9