

2023 Annual Agency Profile - Montezuma County (NTD ID 80201)

Mailing Address: 109 W MAIN ST STE 260
CORTEZ, CO

Website: <https://montezumacounty.org/public-transportation/>

Service Consumed

Annual Unlinked Trips (UPT) 8,619

Service Supplied

Annual Vehicle Revenue Miles (VRM) 96,907

Annual Vehicle Revenue Hours (VRH) 6,423

Vehicles Operated in Maximum Service (VOMS) 6

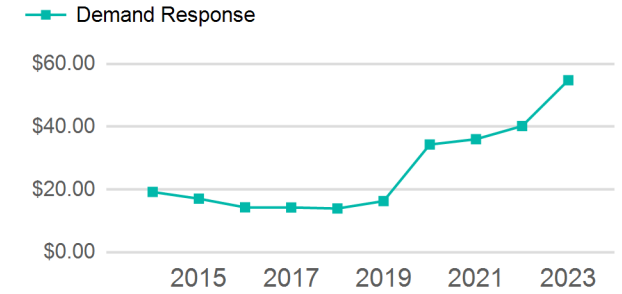
Assets

Revenue Vehicles 7

Service Vehicles

Facilities

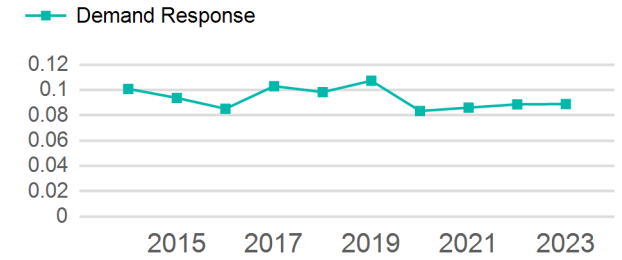
Operating Expenses per Vehicle Revenue Mile



Modal Characteristics

Mode	Annual Unlinked Passenger Trips	Directly Operated VOMS	Purchased Transportation VOMS	Annual Vehicle Revenue Miles	Annual Vehicle Revenue Hours
Demand Response	8,619	6	0	96,907	6,423
Total	8,619	6	0	96,907	6,423

Unlinked Passenger Trip per Vehicle Revenue Mile



Metrics

Service Efficiency

Service Effectiveness

Mode	OE per VRM	OE per VRH	UPT per VRM	UPT per VRH	OE per UPT
Demand Response	\$4.87	\$73.52	0.1	1.3	\$54.79
Total	\$4.87	\$73.52	0.1	1.3	\$54.79

2023 Annual Agency Profile - Montezuma County (NTD ID 80201)

2023 Funding Breakdown

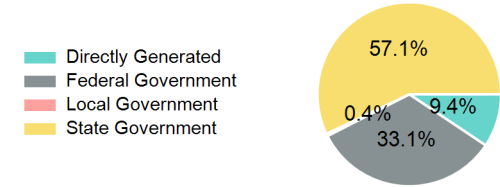
Summary of Operating Expenses (OE)

Mode	Operating Expenses	Fare Revenues
Demand Response	\$472,218	\$0
Total	\$472,218	\$0

Sources of Operating Funds Expended

Directly Generated	\$44,236
Federal Government	\$156,520
Local Government	\$2,000
State Government	\$269,462
Total Operating Funds Expended	\$472,218

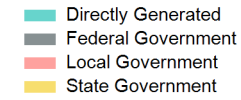
Operating Funding Sources



Capital Funding Sources

Sources of Capital Funds Expended

Directly Generated	\$0
Federal Government	\$0
Local Government	\$0
State Government	\$0
Total Capital Funds Expended	\$0



2023 Asset Management

Transit Asset Management (TAM) Tier	Tier II	TAM Sponsor NTD ID	8R01
--	---------	---------------------------	------

Metrics

Mode	Average Fleet Age in Years
Demand Response	7.9