

# 2023 Annual Agency Profile - Town of Limon (NTD ID 80211)

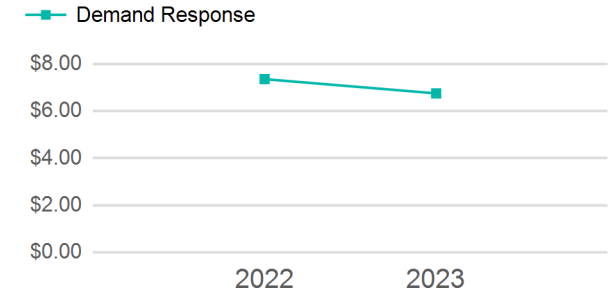
**Mailing Address:** 100 CIVIC CENTER DR  
LIMON, CO

**Website:** <https://www.townoflimon.com/>

## Service Consumed

Annual Unlinked Trips (UPT) 4,544

## Operating Expenses per Vehicle Revenue Mile



## Assets

Revenue Vehicles 1  
Service Vehicles  
Facilities

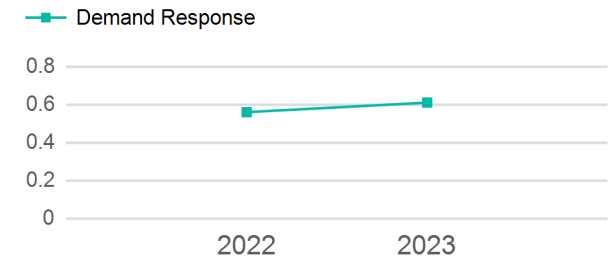
## Service Supplied

Annual Vehicle Revenue Miles (VRM) 7,439  
Annual Vehicle Revenue Hours (VRH) 1,122  
Vehicles Operated in Maximum Service (VOMS) 1

## Modal Characteristics

Mode	Annual Unlinked Passenger Trips	Directly Operated VOMS	Purchased Transportation VOMS	Annual Vehicle Revenue Miles	Annual Vehicle Revenue Hours
Demand Response	4,544	1	0	7,439	1,122
<b>Total</b>	<b>4,544</b>	<b>1</b>	<b>0</b>	<b>7,439</b>	<b>1,122</b>

## Unlinked Passenger Trip per Vehicle Revenue Mile



## Metrics

Mode	Service Efficiency		Service Effectiveness		
	OE per VRM	OE per VRH	UPT per VRM	UPT per VRH	OE per UPT
Demand Response	\$4.12	\$27.33	0.6	4.0	\$6.75
<b>Total</b>	<b>\$4.12</b>	<b>\$27.33</b>	<b>0.6</b>	<b>4.0</b>	<b>\$6.75</b>

# 2023 Annual Agency Profile - Town of Limon (NTD ID 80211)

## 2023 Funding Breakdown

### Summary of Operating Expenses (OE)

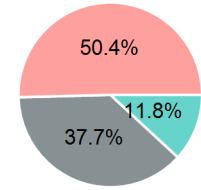
Mode	Operating Expenses	Fare Revenues
Demand Response	\$30,666	\$0
<b>Total</b>	<b>\$30,666</b>	<b>\$0</b>

### Sources of Operating Funds Expended

Directly Generated	\$3,633
Federal Government	\$11,572
Local Government	\$15,461
State Government	\$0
<b>Total Operating Funds Expended</b>	<b>\$30,666</b>

### Operating Funding Sources

- Directly Generated
- Federal Government
- Local Government
- State Government



### Capital Funding Sources

- Directly Generated
- Federal Government
- Local Government
- State Government

### Sources of Capital Funds Expended

Directly Generated	\$0
Federal Government	\$0
Local Government	\$0
State Government	\$0
<b>Total Capital Funds Expended</b>	<b>\$0</b>

## 2023 Asset Management

<b>Transit Asset Management (TAM) Tier</b>	Tier II	<b>TAM Sponsor NTD ID</b>	8R01
--------------------------------------------	---------	---------------------------	------

### Metrics

Mode	Average Fleet Age in Years
Demand Response	9.0