

# 2023 Annual Agency Profile - Sweetwater County Transit Authority (NTD ID 80218)

**Mailing Address:** 1471 Dewar Drive, Suite 247  
Rock Springs, WY

**Website:** <http://www.ridestarttransit.com>

## Service Consumed

Annual Unlinked Trips (UPT) 17,754

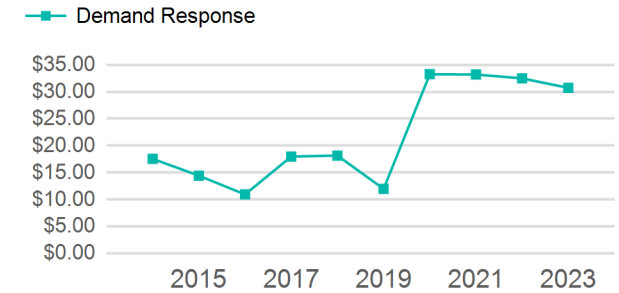
## Assets

Revenue Vehicles 12  
Service Vehicles  
Facilities

## Service Supplied

Annual Vehicle Revenue Miles (VRM) 99,577  
Annual Vehicle Revenue Hours (VRH) 6,189  
Vehicles Operated in Maximum Service (VOMS) 5

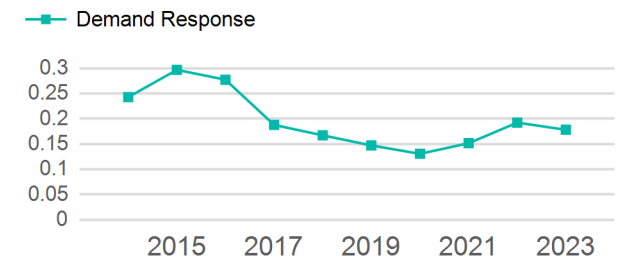
## Operating Expenses per Vehicle Revenue Mile



## Modal Characteristics

Mode	Annual Unlinked Passenger Trips	Directly Operated VOMS	Purchased Transportation VOMS	Annual Vehicle Revenue Miles	Annual Vehicle Revenue Hours
Demand Response	17,754	5	0	99,577	6,189
<b>Total</b>	<b>17,754</b>	<b>5</b>	<b>0</b>	<b>99,577</b>	<b>6,189</b>

## Unlinked Passenger Trip per Vehicle Revenue Mile



## Metrics

Mode	Service Efficiency		Service Effectiveness		
	OE per VRM	OE per VRH	UPT per VRM	UPT per VRH	OE per UPT
Demand Response	\$5.48	\$88.17	0.2	2.9	\$30.73
<b>Total</b>	<b>\$5.48</b>	<b>\$88.17</b>	<b>0.2</b>	<b>2.9</b>	<b>\$30.73</b>

# 2023 Annual Agency Profile - Sweetwater County Transit Authority (NTD ID 80218)

## 2023 Funding Breakdown

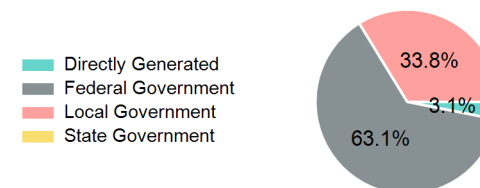
### Summary of Operating Expenses (OE)

Mode	Operating Expenses	Fare Revenues
Demand Response	\$545,654	\$0
<b>Total</b>	<b>\$545,654</b>	<b>\$0</b>

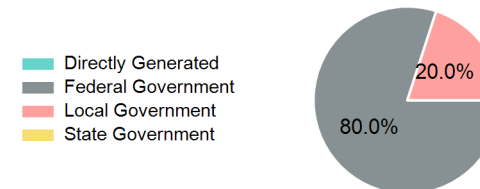
### Sources of Operating Funds Expended

Directly Generated	\$16,891
Federal Government	\$344,414
Local Government	\$184,349
State Government	\$0
<b>Total Operating Funds Expended</b>	<b>\$545,654</b>

### Operating Funding Sources



### Capital Funding Sources



### Sources of Capital Funds Expended

Directly Generated	\$0
Federal Government	\$9,927
Local Government	\$2,482
State Government	\$0
<b>Total Capital Funds Expended</b>	<b>\$12,409</b>

## 2023 Asset Management

<b>Transit Asset Management (TAM) Tier</b>	Tier II	<b>TAM Sponsor NTD ID</b>	8R05
--	---------	---------------------------	------

### Metrics

Mode	Average Fleet Age in Years
Demand Response	9.7