

2023 Annual Agency Profile - Flathead County (NTD ID 80220)

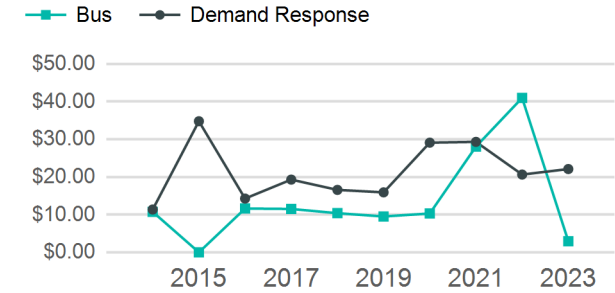
Mailing Address: 800 S MAIN ST STE 214
KALISPELL, MT

Website: <http://flathead.mt.gov/department-directory/mountain-climber>

Service Consumed

Annual Unlinked Trips (UPT) 77,321

Operating Expenses per Vehicle Revenue Mile



Assets

Revenue Vehicles 34
Service Vehicles
Facilities 2

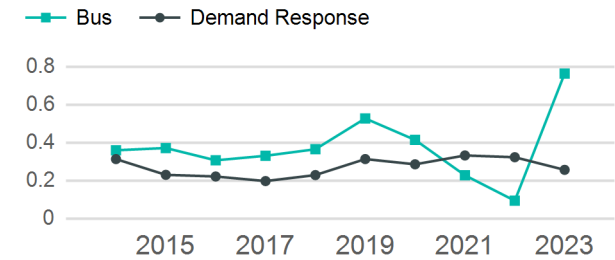
Service Supplied

Annual Vehicle Revenue Miles (VRM) 258,923
Annual Vehicle Revenue Hours (VRH) 20,330
Vehicles Operated in Maximum Service (VOMS) 14

Modal Characteristics

Mode	Annual Unlinked Passenger Trips	Directly Operated VOMS	Purchased Transportation VOMS	Annual Vehicle Revenue Miles	Annual Vehicle Revenue Hours
Demand Response	61,001	10	0	237,562	19,421
Bus	16,320	4	0	21,361	909
Total	77,321	14	0	258,923	20,330

Unlinked Passenger Trip per Vehicle Revenue Mile



Metrics

Service Efficiency

Service Effectiveness

Mode	OE per VRM	OE per VRH	UPT per VRM	UPT per VRH	OE per UPT
Demand Response	\$5.68	\$69.48	0.3	3.1	\$22.12
Bus	\$2.28	\$53.56	0.8	18.0	\$2.98
Total	\$5.40	\$68.76	0.3	3.8	\$18.08

2023 Annual Agency Profile - Flathead County (NTD ID 80220)

2023 Funding Breakdown

Summary of Operating Expenses (OE)

Mode	Operating Expenses	Fare Revenues
Demand Response	\$1,349,298	\$0
Bus	\$48,687	\$0
Total	\$1,397,985	\$0

Sources of Operating Funds Expended

Directly Generated	\$380,366
Federal Government	\$858,413
Local Government	\$0
State Government	\$159,206
Total Operating Funds Expended	\$1,397,985

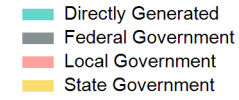
Operating Funding Sources



Capital Funding Sources

Sources of Capital Funds Expended

Directly Generated	\$0
Federal Government	\$0
Local Government	\$0
State Government	\$0
Total Capital Funds Expended	\$0



2023 Asset Management

Transit Asset Management (TAM) Tier: Tier II TAM Sponsor NTD ID: 8R02

Metrics

Mode	Average Fleet Age in Years
Demand Response	7.4
Bus	7.4