

2023 Annual Agency Profile - Lander Senior Citizens Center, Inc. (NTD ID 80223)

Mailing Address: 205 S 10TH ST
LANDER, WY

Website: <http://www.landerseniorcenter.com/>

Service Consumed

Annual Unlinked Trips (UPT) 13,324

Service Supplied

Annual Vehicle Revenue Miles (VRM) 46,871

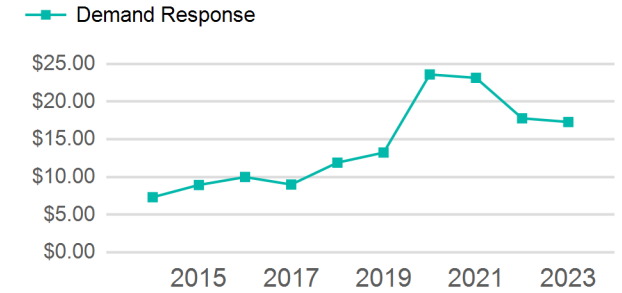
Annual Vehicle Revenue Hours (VRH) 6,769

Vehicles Operated in Maximum Service (VOMS) 5

Assets

Revenue Vehicles 7
Service Vehicles
Facilities

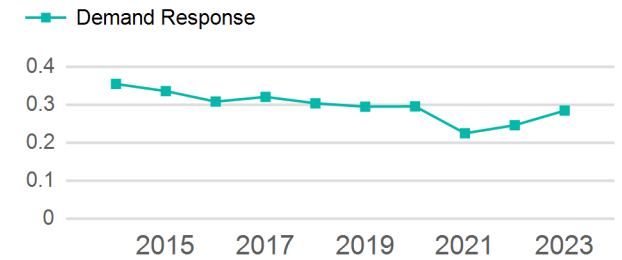
Operating Expenses per Vehicle Revenue Mile



Modal Characteristics

Mode	Annual Unlinked Passenger Trips	Directly Operated VOMS	Purchased Transportation VOMS	Annual Vehicle Revenue Miles	Annual Vehicle Revenue Hours
Demand Response	13,324	5	0	46,871	6,769
Total	13,324	5	0	46,871	6,769

Unlinked Passenger Trip per Vehicle Revenue Mile



Metrics

Mode	Service Efficiency		Service Effectiveness		
	OE per VRM	OE per VRH	UPT per VRM	UPT per VRH	OE per UPT
Demand Response	\$4.92	\$34.06	0.3	2.0	\$17.30
Total	\$4.92	\$34.06	0.3	2.0	\$17.30

2023 Annual Agency Profile - Lander Senior Citizens Center, Inc. (NTD ID 80223)

2023 Funding Breakdown

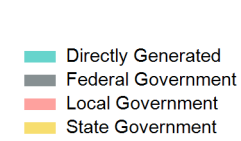
Summary of Operating Expenses (OE)

Mode	Operating Expenses	Fare Revenues
Demand Response	\$230,533	\$0
Total	\$230,533	\$0

Sources of Operating Funds Expended

Directly Generated	\$25,433
Federal Government	\$121,937
Local Government	\$83,163
State Government	\$0
Total Operating Funds Expended	\$230,533

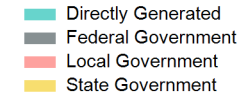
Operating Funding Sources



Capital Funding Sources

Sources of Capital Funds Expended

Directly Generated	\$0
Federal Government	\$0
Local Government	\$0
State Government	\$0
Total Capital Funds Expended	\$0



2023 Asset Management

Transit Asset Management (TAM) Tier	Tier II	TAM Sponsor NTD ID	8R05
--	---------	---------------------------	------

Metrics

Mode	Average Fleet Age in Years
Demand Response	11.1