

2023 Annual Agency Profile - City of La Junta (NTD ID 80225)

Mailing Address: 601 COLORADO AVE
La Junta, CO

Website: <https://lajuntacolorado.org/>

Service Consumed

Annual Unlinked Trips (UPT) 18,628

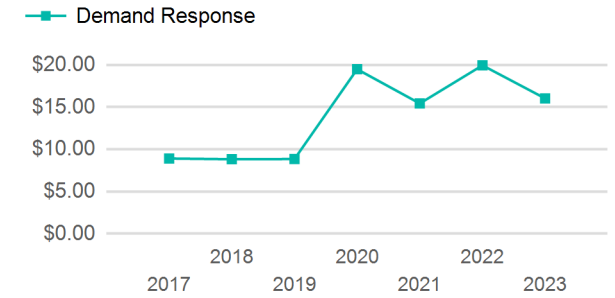
Service Supplied

Annual Vehicle Revenue Miles (VRM) 22,087

Annual Vehicle Revenue Hours (VRH) 3,012

Vehicles Operated in Maximum Service (VOMS) 4

Operating Expenses per Vehicle Revenue Mile



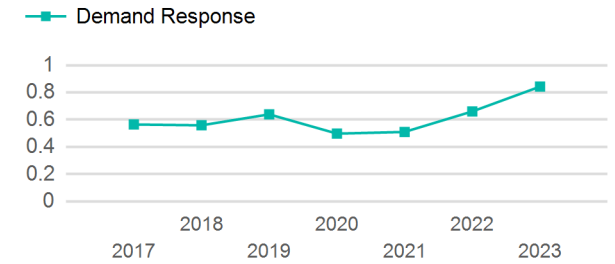
Assets

Revenue Vehicles 4
Service Vehicles
Facilities

Modal Characteristics

Mode	Annual Unlinked Passenger Trips	Directly Operated VOMS	Purchased Transportation VOMS	Annual Vehicle Revenue Miles	Annual Vehicle Revenue Hours
Demand Response	18,628	4	0	22,087	3,012
Total	18,628	4	0	22,087	3,012

Unlinked Passenger Trip per Vehicle Revenue Mile



Mode	Service Efficiency		Service Effectiveness		
	OE per VRM	OE per VRH	UPT per VRM	UPT per VRH	OE per UPT
Demand Response	\$13.52	\$99.14	0.8	6.2	\$16.03
Total	\$13.52	\$99.14	0.8	6.2	\$16.03

2023 Annual Agency Profile - City of La Junta (NTD ID 80225)

2023 Funding Breakdown

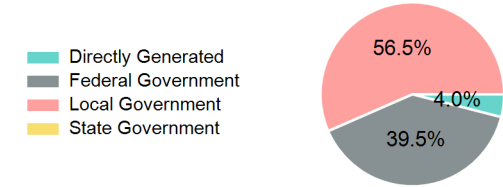
Summary of Operating Expenses (OE)

Mode	Operating Expenses	Fare Revenues
Demand Response	\$298,612	\$0
Total	\$298,612	\$0

Sources of Operating Funds Expended

Directly Generated	\$11,931
Federal Government	\$117,844
Local Government	\$168,837
State Government	\$0
Total Operating Funds Expended	\$298,612

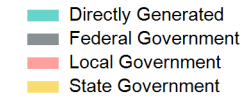
Operating Funding Sources



Capital Funding Sources

Sources of Capital Funds Expended

Directly Generated	\$0
Federal Government	\$0
Local Government	\$0
State Government	\$0
Total Capital Funds Expended	\$0



2023 Asset Management

Transit Asset Management (TAM) Tier	Tier	TAM Sponsor NTD ID
Tier II	Tier II	8R01

Metrics

Mode	Average Fleet Age in Years
Demand Response	10.8