

2023 Annual Agency Profile - Kidder-Emmons County Senior Services (NTD ID 80228)

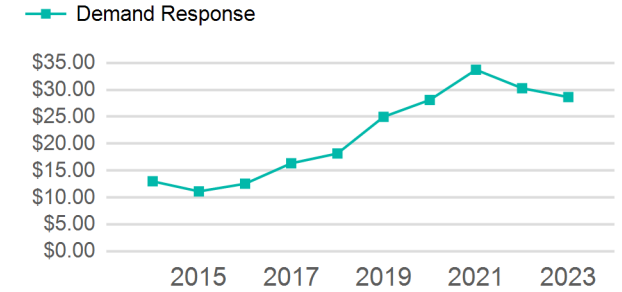
Mailing Address: 202 1ST AVE NW
STEELE, ND

Website: <https://www.kiddertransit.com>

Service Consumed

Annual Unlinked Trips (UPT) 4,117

Operating Expenses per Vehicle Revenue Mile



Assets

Revenue Vehicles 3
Service Vehicles
Facilities

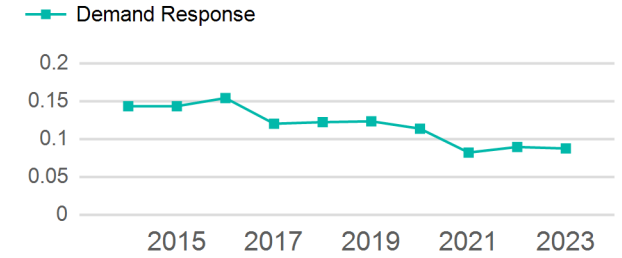
Service Supplied

Annual Vehicle Revenue Miles (VRM) 47,065
Annual Vehicle Revenue Hours (VRH) 1,717
Vehicles Operated in Maximum Service (VOMS) 3

Modal Characteristics

Mode	Annual Unlinked Passenger Trips	Directly Operated VOMS	Purchased Transportation VOMS	Annual Vehicle Revenue Miles	Annual Vehicle Revenue Hours
Demand Response	4,117	3	0	47,065	1,717
Total	4,117	3	0	47,065	1,717

Unlinked Passenger Trip per Vehicle Revenue Mile



Mode	Service Efficiency		Service Effectiveness		
	OE per VRM	OE per VRH	UPT per VRM	UPT per VRH	OE per UPT
Demand Response	\$2.51	\$68.70	0.1	2.4	\$28.65
Total	\$2.51	\$68.70	0.1	2.4	\$28.65

2023 Annual Agency Profile - Kidder-Emmons County Senior Services (NTD ID 80228)

2023 Funding Breakdown

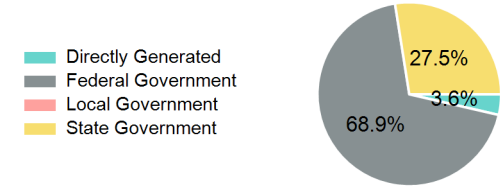
Summary of Operating Expenses (OE)

Mode	Operating Expenses	Fare Revenues
Demand Response	\$117,962	\$0
Total	\$117,962	\$0

Sources of Operating Funds Expended

Directly Generated	\$4,260
Federal Government	\$81,262
Local Government	\$0
State Government	\$32,440
Total Operating Funds Expended	\$117,962

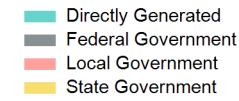
Operating Funding Sources



Capital Funding Sources

Sources of Capital Funds Expended

Directly Generated	\$0
Federal Government	\$0
Local Government	\$0
State Government	\$0
Total Capital Funds Expended	\$0



2023 Asset Management

Transit Asset Management (TAM) Tier	Tier II	TAM Sponsor NTD ID	8R03
--	---------	---------------------------	------

Metrics

Mode	Average Fleet Age in Years
Demand Response	3.0