

2023 Annual Agency Profile - Fergus County Council on Aging (NTD ID 80236)

Mailing Address: 307 W WATSON ST
LEWISTOWN, MT

Website: <http://www.fccoa.net>

Service Consumed

Annual Unlinked Trips (UPT) 21,691

Service Supplied

Annual Vehicle Revenue Miles (VRM) 81,138

Annual Vehicle Revenue Hours (VRH) 6,584

Vehicles Operated in Maximum Service (VOMS) 8

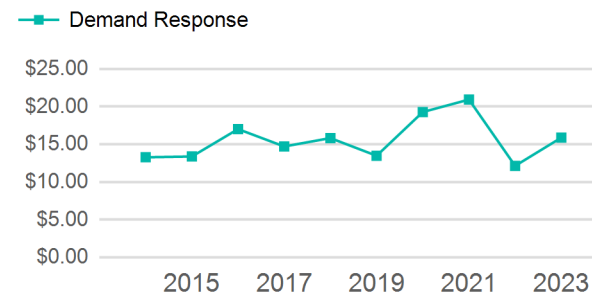
Assets

Revenue Vehicles 8

Service Vehicles

Facilities 1

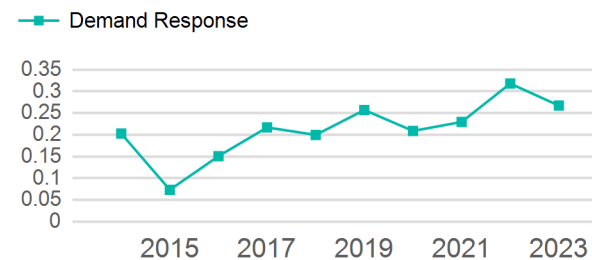
Operating Expenses per Vehicle Revenue Mile



Modal Characteristics

Mode	Annual Unlinked Passenger Trips	Directly Operated VOMS	Purchased Transportation VOMS	Annual Vehicle Revenue Miles	Annual Vehicle Revenue Hours
Demand Response	21,691	8	0	81,138	6,584
Total	21,691	8	0	81,138	6,584

Unlinked Passenger Trip per Vehicle Revenue Mile



Metrics

Mode	Service Efficiency		Service Effectiveness		
	OE per VRM	OE per VRH	UPT per VRM	UPT per VRH	OE per UPT
Demand Response	\$4.25	\$52.34	0.3	3.3	\$15.89
Total	\$4.25	\$52.34	0.3	3.3	\$15.89

2023 Annual Agency Profile - Fergus County Council on Aging (NTD ID 80236)

2023 Funding Breakdown

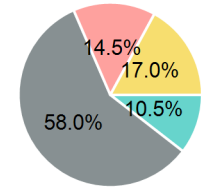
Summary of Operating Expenses (OE)

Mode	Operating Expenses	Fare Revenues
Demand Response	\$344,609	\$0
Total	\$344,609	\$0

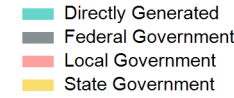
Sources of Operating Funds Expended

Directly Generated	\$36,055
Federal Government	\$199,885
Local Government	\$50,040
State Government	\$58,629
Total Operating Funds Expended	\$344,609

Operating Funding Sources



Capital Funding Sources



Sources of Capital Funds Expended

Directly Generated	\$0
Federal Government	\$1,435,042
Local Government	\$0
State Government	\$0
Total Capital Funds Expended	\$1,435,042

2023 Asset Management

Transit Asset Management (TAM) Tier	Tier II	TAM Sponsor NTD ID	8R02
--	---------	---------------------------	------

Metrics

Mode	Average Fleet Age in Years
Demand Response	6.3