

# 2023 Annual Agency Profile - Neighbor to Neighbor Volunteers (NTD ID 80237)

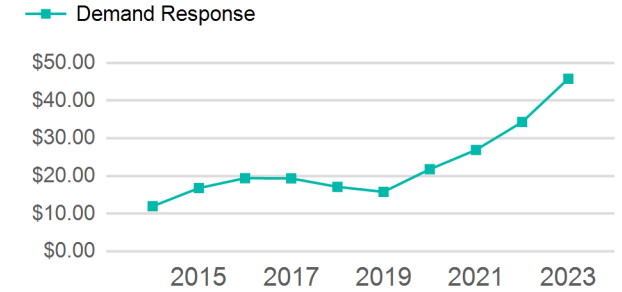
**Mailing Address:** 54 JONES AVE  
SALIDA, CO

**Website:** <https://mountainvalleytransit.com>

## Service Consumed

**Annual Unlinked Trips (UPT)** 16,314

## Operating Expenses per Vehicle Revenue Mile



## Assets

**Revenue Vehicles** 11  
**Service Vehicles**  
**Facilities** 1

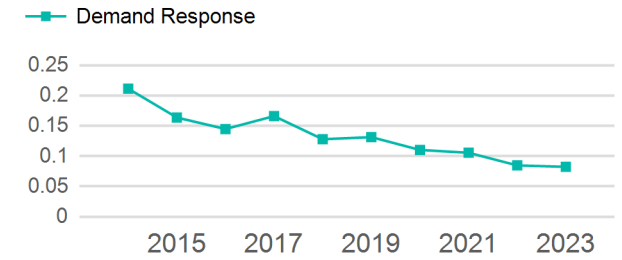
## Service Supplied

**Annual Vehicle Revenue Miles (VRM)** 197,943  
**Annual Vehicle Revenue Hours (VRH)** 8,205  
**Vehicles Operated in Maximum Service (VOMS)** 9

## Modal Characteristics

Mode	Annual Unlinked Passenger Trips	Directly Operated VOMS	Purchased Transportation VOMS	Annual Vehicle Revenue Miles	Annual Vehicle Revenue Hours
Demand Response	16,314	9	0	197,943	8,205
<b>Total</b>	<b>16,314</b>	<b>9</b>	<b>0</b>	<b>197,943</b>	<b>8,205</b>

## Unlinked Passenger Trip per Vehicle Revenue Mile



Mode	Service Efficiency		Service Effectiveness		
	OE per VRM	OE per VRH	UPT per VRM	UPT per VRH	OE per UPT
Demand Response	\$3.77	\$91.06	0.1	2.0	\$45.80
<b>Total</b>	<b>\$3.77</b>	<b>\$91.06</b>	<b>0.1</b>	<b>2.0</b>	<b>\$45.80</b>

# 2023 Annual Agency Profile - Neighbor to Neighbor Volunteers (NTD ID 80237)

## 2023 Funding Breakdown

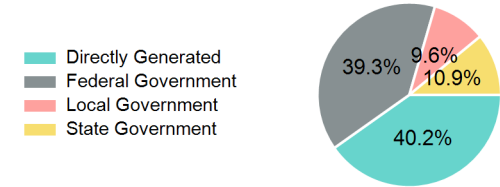
### Summary of Operating Expenses (OE)

Mode	Operating Expenses	Fare Revenues
Demand Response	\$747,170	\$0
<b>Total</b>	<b>\$747,170</b>	<b>\$0</b>

### Sources of Operating Funds Expended

Directly Generated	\$300,690
Federal Government	\$293,503
Local Government	\$71,361
State Government	\$81,616
<b>Total Operating Funds Expended</b>	<b>\$747,170</b>

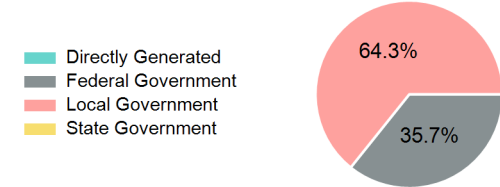
### Operating Funding Sources



### Sources of Capital Funds Expended

Directly Generated	\$0
Federal Government	\$64,208
Local Government	\$115,428
State Government	\$0
<b>Total Capital Funds Expended</b>	<b>\$179,636</b>

### Capital Funding Sources



## 2023 Asset Management

<b>Transit Asset Management (TAM) Tier</b>	Tier II	<b>TAM Sponsor NTD ID</b>	8R01
--	---------	---------------------------	------

### Metrics

Mode	Average Fleet Age in Years
Demand Response	6.5