

2023 Annual Agency Profile - West River Transit Authority, Inc. (NTD ID 80253)

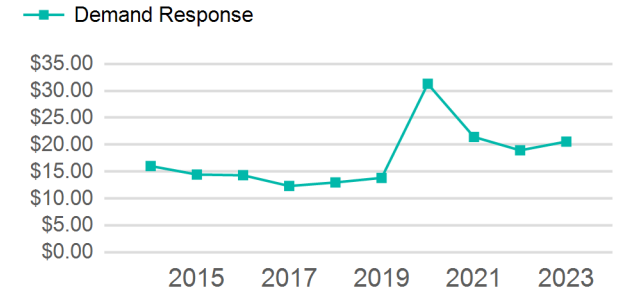
Mailing Address: 2015 TUMBLE WEED TRL
SPEARFISH, SD

Website: <http://www.prairiehillstransit.com>

Service Consumed

Annual Unlinked Trips (UPT) 106,091

Operating Expenses per Vehicle Revenue Mile



Assets

Revenue Vehicles 49
Service Vehicles 3
Facilities 7

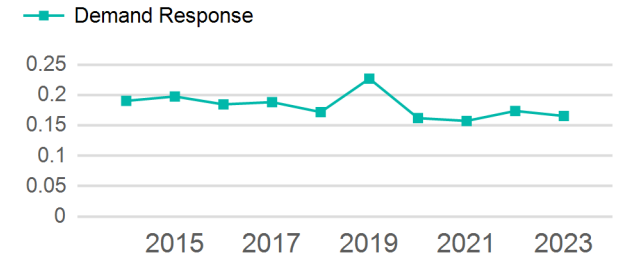
Service Supplied

Annual Vehicle Revenue Miles (VRM) 640,706
Annual Vehicle Revenue Hours (VRH) 38,603
Vehicles Operated in Maximum Service (VOMS) 30

Modal Characteristics

Mode	Annual Unlinked Passenger Trips	Directly Operated VOMS	Purchased Transportation VOMS	Annual Vehicle Revenue Miles	Annual Vehicle Revenue Hours
Demand Response	106,091	30	0	640,706	38,603
Total	106,091	30	0	640,706	38,603

Unlinked Passenger Trip per Vehicle Revenue Mile



Mode	Service Efficiency		Service Effectiveness		
	OE per VRM	OE per VRH	UPT per VRM	UPT per VRH	OE per UPT
Demand Response	\$3.41	\$56.56	0.2	2.7	\$20.58
Total	\$3.41	\$56.56	0.2	2.7	\$20.58

2023 Annual Agency Profile - West River Transit Authority, Inc. (NTD ID 80253)

2023 Funding Breakdown

Summary of Operating Expenses (OE)

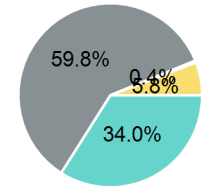
Mode	Operating Expenses	Fare Revenues
Demand Response	\$2,183,358	\$0
Total	\$2,183,358	\$0

Sources of Operating Funds Expended

Directly Generated	\$742,271
Federal Government	\$1,306,653
Local Government	\$7,657
State Government	\$126,777
Total Operating Funds Expended	\$2,183,358

Operating Funding Sources

- Directly Generated
- Federal Government
- Local Government
- State Government

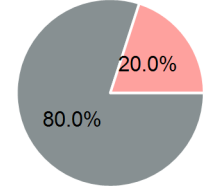


Sources of Capital Funds Expended

Directly Generated	\$0
Federal Government	\$273,314
Local Government	\$68,328
State Government	\$0
Total Capital Funds Expended	\$341,642

Capital Funding Sources

- Directly Generated
- Federal Government
- Local Government
- State Government



2023 Asset Management

Transit Asset Management (TAM) Tier	Tier II	TAM Sponsor NTD ID	8R04
--	---------	---------------------------	------

Metrics

Mode	Average Fleet Age in Years
Demand Response	7.8