

# 2023 Annual Agency Profile - Glen-wood, Inc. (NTD ID 80254)

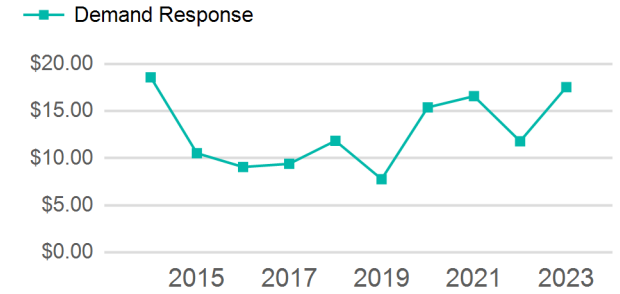
**Mailing Address:** 202 E 1ST AVE  
PLENTYWOOD, MT

**Website:** <http://www.glenwoodmt.org>

## Service Consumed

**Annual Unlinked Trips (UPT)** 28,803

## Operating Expenses per Vehicle Revenue Mile



## Assets

**Revenue Vehicles** 8  
**Service Vehicles**  
**Facilities**

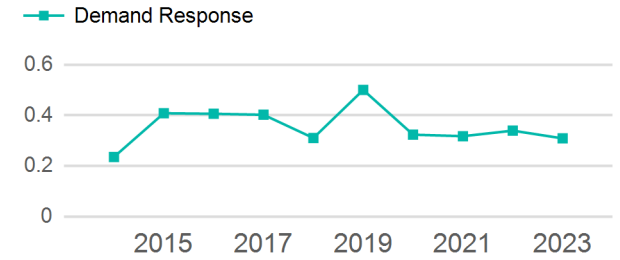
## Service Supplied

**Annual Vehicle Revenue Miles (VRM)** 93,254  
**Annual Vehicle Revenue Hours (VRH)** 7,169  
**Vehicles Operated in Maximum Service (VOMS)** 8

## Modal Characteristics

Mode	Annual Unlinked Passenger Trips	Directly Operated VOMS	Purchased Transportation VOMS	Annual Vehicle Revenue Miles	Annual Vehicle Revenue Hours
Demand Response	28,803	8	0	93,254	7,169
<b>Total</b>	<b>28,803</b>	<b>8</b>	<b>0</b>	<b>93,254</b>	<b>7,169</b>

## Unlinked Passenger Trip per Vehicle Revenue Mile



## Metrics

Mode	Service Efficiency		Service Effectiveness		
	OE per VRM	OE per VRH	UPT per VRM	UPT per VRH	OE per UPT
Demand Response	\$5.42	\$70.45	0.3	4.0	\$17.53
<b>Total</b>	<b>\$5.42</b>	<b>\$70.45</b>	<b>0.3</b>	<b>4.0</b>	<b>\$17.53</b>

# 2023 Annual Agency Profile - Glen-wood, Inc. (NTD ID 80254)

## 2023 Funding Breakdown

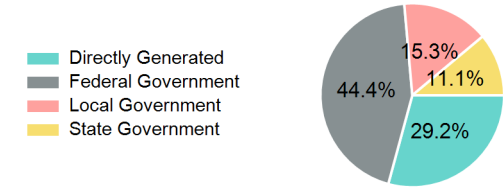
### Summary of Operating Expenses (OE)

Mode	Operating Expenses	Fare Revenues
Demand Response	\$505,058	\$0
<b>Total</b>	<b>\$505,058</b>	<b>\$0</b>

### Sources of Operating Funds Expended

Directly Generated	\$147,613
Federal Government	\$224,100
Local Government	\$77,426
State Government	\$55,919
<b>Total Operating Funds Expended</b>	<b>\$505,058</b>

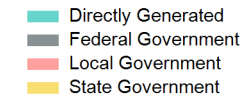
### Operating Funding Sources



### Capital Funding Sources

### Sources of Capital Funds Expended

Directly Generated	\$0
Federal Government	\$0
Local Government	\$0
State Government	\$0
<b>Total Capital Funds Expended</b>	<b>\$0</b>



## 2023 Asset Management

<b>Transit Asset Management (TAM) Tier</b>	Tier II	<b>TAM Sponsor NTD ID</b>	8R02
--	---------	---------------------------	------

### Metrics

Mode	Average Fleet Age in Years
Demand Response	5.9