

2023 Annual Agency Profile - Big Sky Transportation District (NTD ID 80255)

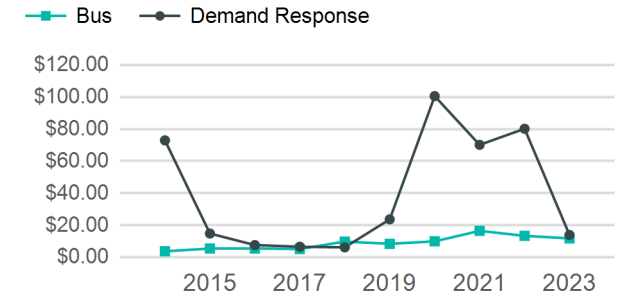
Mailing Address: 151 CENTER LN
BIG SKY, MT

Website: www.skylinebus.com

Service Consumed

Annual Unlinked Trips (UPT) 229,704

Operating Expenses per Vehicle Revenue Mile



Assets

Revenue Vehicles 24
Service Vehicles
Facilities

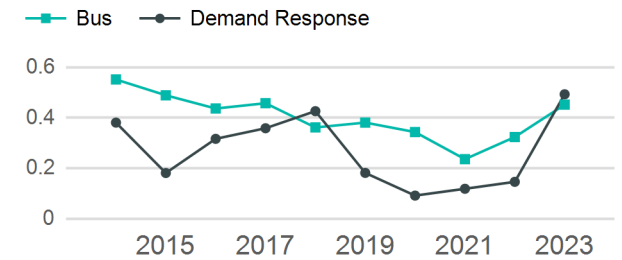
Service Supplied

Annual Vehicle Revenue Miles (VRM) 503,726
Annual Vehicle Revenue Hours (VRH) 26,354
Vehicles Operated in Maximum Service (VOMS) 10

Modal Characteristics

Mode	Annual Unlinked Passenger Trips	Directly Operated VOMS	Purchased Transportation VOMS	Annual Vehicle Revenue Miles	Annual Vehicle Revenue Hours
Bus	205,311	0	7	454,263	21,440
Demand Response	24,393	0	3	49,463	4,914
Total	229,704	0	10	503,726	26,354

Unlinked Passenger Trip per Vehicle Revenue Mile



Metrics

Service Efficiency

Service Effectiveness

Mode	OE per VRM	OE per VRH	UPT per VRM	UPT per VRH	OE per UPT
Bus	\$5.36	\$113.54	0.5	9.6	\$11.86
Demand Response	\$6.89	\$69.37	0.5	5.0	\$13.97
Total	\$5.51	\$105.30	0.5	8.7	\$12.08

2023 Annual Agency Profile - Big Sky Transportation District (NTD ID 80255)

2023 Funding Breakdown


Summary of Operating Expenses (OE)

Mode	Operating Expenses	Fare Revenues
Bus	\$2,434,206	\$0
Demand Response	\$340,886	\$0
Total	\$2,775,092	\$0

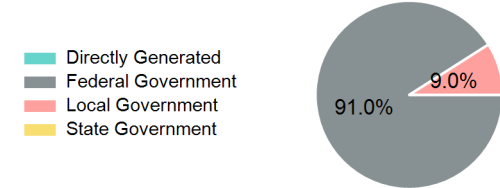
Sources of Operating Funds Expended

Directly Generated	\$217,148
Federal Government	\$1,859,880
Local Government	\$693,351
State Government	\$4,713
Total Operating Funds Expended	\$2,775,092

Operating Funding Sources



Capital Funding Sources



Sources of Capital Funds Expended

Directly Generated	\$0
Federal Government	\$464,240
Local Government	\$45,855
State Government	\$0
Total Capital Funds Expended	\$510,095

2023 Asset Management

Transit Asset Management (TAM) Tier	Tier II	TAM Sponsor NTD ID	8R02
--	---------	---------------------------	------

Metrics

Mode	Average Fleet Age in Years
Bus	4.3
Demand Response	2.4