

2023 Annual Agency Profile - Senior Resource Development Agency, Pueblo, Inc. (NTD ID 80267)

Mailing Address: 230 N UNION AVE
PUEBLO, CO

Website: <http://www.srda.org/90/Transportation-Services>

Geographic Coverage

Primary Urbanized/Rural Area Pueblo, CO
 Service Area Population 110,841
 Service Area Sq. Miles 2,386
 Other Areas Served:
 Colorado Non-UZA

Assets

Revenue Vehicles 14
 Service Vehicles
 Facilities

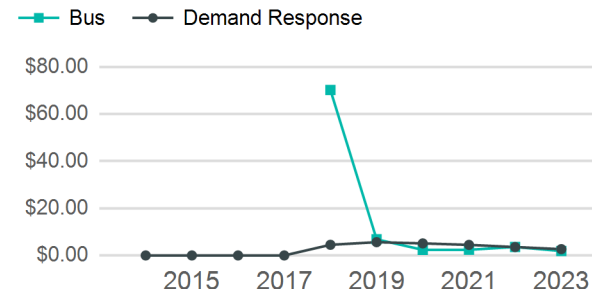
Service Consumed

Annual Unlinked Trips (UPT) 37,042

Service Supplied

Annual Vehicle Revenue Miles (VRM) 507,642
 Annual Vehicle Revenue Hours (VRH) 22,784
 Vehicles Operated in Maximum Service (VOMS) 12

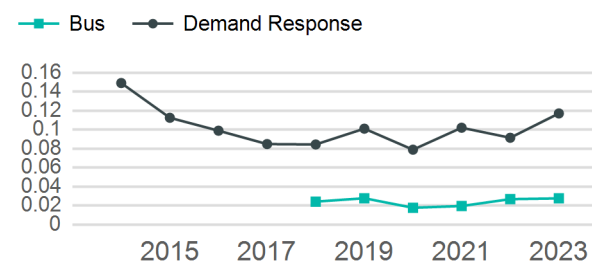
Operating Expenses per Vehicle Revenue Mile



Modal Characteristics

Mode	Annual Unlinked Passenger Trips	Directly Operated VOMS	Purchased Transportation VOMS	Annual Vehicle Revenue Miles	Annual Vehicle Revenue Hours
Bus	6,908	2	0	250,307	6,623
Demand Response	30,134	10	0	257,335	16,161
Total	37,042	12	0	507,642	22,784

Unlinked Passenger Trip per Vehicle Revenue Mile



Metrics

Mode	Service Efficiency		Service Effectiveness		
	OE per VRM	OE per VRH	UPT per VRM	UPT per VRH	OE per UPT
Bus	\$1.86	\$70.26	0.0	1.0	\$67.36
Demand Response	\$2.69	\$42.81	0.1	1.9	\$22.96
Total	\$2.28	\$50.79	0.1	1.6	\$31.24

2023 Annual Agency Profile - Senior Resource Development Agency, Pueblo, Inc. (NTD ID 80267)

2023 Funding Breakdown


Summary of Operating Expenses (OE)

Mode	Operating Expenses	Fare Revenues
Bus	\$465,351	\$0
Demand Response	\$691,802	\$0
Total	\$1,157,153	\$0

Sources of Operating Funds Expended

Directly Generated	\$164,074
Federal Government	\$652,567
Local Government	\$57,563
State Government	\$282,949
Total Operating Funds Expended	\$1,157,153

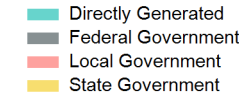
Operating Funding Sources



Capital Funding Sources

Sources of Capital Funds Expended

Directly Generated	\$0
Federal Government	\$0
Local Government	\$0
State Government	\$0
Total Capital Funds Expended	\$0



2023 Asset Management

Transit Asset Management (TAM) Tier: Tier II TAM Sponsor NTD ID: 8R01

Metrics

Mode	Average Fleet Age in Years
Bus	1.0
Demand Response	5.8