

2023 Annual Agency Profile - West Yellowstone Foundation, Inc. (NTD ID 80269)

Mailing Address: 420 YELLOWSTONE AVE
WEST YELLOWSTONE, MT

Website: <http://www.westyellowstonefoundation.org>

Service Consumed

Annual Unlinked Trips (UPT) 1,755

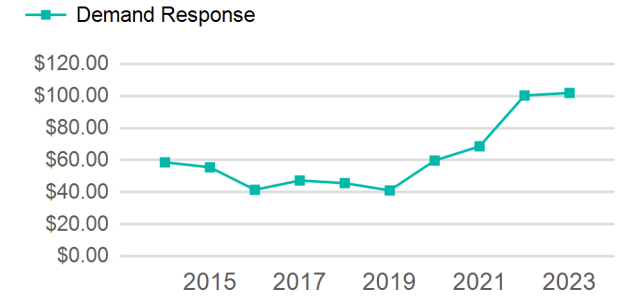
Assets

Revenue Vehicles 2
Service Vehicles
Facilities 1

Service Supplied

Annual Vehicle Revenue Miles (VRM) 29,178
Annual Vehicle Revenue Hours (VRH) 1,160
Vehicles Operated in Maximum Service (VOMS) 2

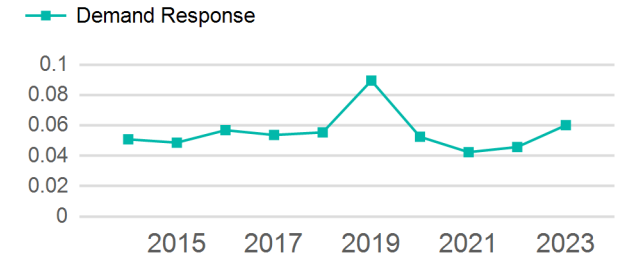
Operating Expenses per Vehicle Revenue Mile



Modal Characteristics

Mode	Annual Unlinked Passenger Trips	Directly Operated VOMS	Purchased Transportation VOMS	Annual Vehicle Revenue Miles	Annual Vehicle Revenue Hours
Demand Response	1,755	2	0	29,178	1,160
Total	1,755	2	0	29,178	1,160

Unlinked Passenger Trip per Vehicle Revenue Mile



Mode	Service Efficiency		Service Effectiveness		
	OE per VRM	OE per VRH	UPT per VRM	UPT per VRH	OE per UPT
Demand Response	\$6.13	\$154.12	0.1	1.5	\$101.87
Total	\$6.13	\$154.12	0.1	1.5	\$101.87

2023 Annual Agency Profile - West Yellowstone Foundation, Inc. (NTD ID 80269)

2023 Funding Breakdown

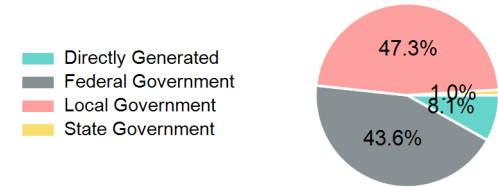
Summary of Operating Expenses (OE)

Mode	Operating Expenses	Fare Revenues
Demand Response	\$178,779	\$0
Total	\$178,779	\$0

Sources of Operating Funds Expended

Directly Generated	\$14,540
Federal Government	\$77,896
Local Government	\$84,624
State Government	\$1,719
Total Operating Funds Expended	\$178,779

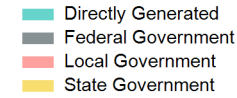
Operating Funding Sources



Capital Funding Sources

Sources of Capital Funds Expended

Directly Generated	\$0
Federal Government	\$0
Local Government	\$0
State Government	\$0
Total Capital Funds Expended	\$0



2023 Asset Management

Transit Asset Management (TAM) Tier	Tier II	TAM Sponsor NTD ID	8R02
--	---------	---------------------------	------

Metrics

Mode	Average Fleet Age in Years
Demand Response	6.0