

# 2023 Annual Agency Profile - Park City Municipal Corporation (NTD ID 80284)

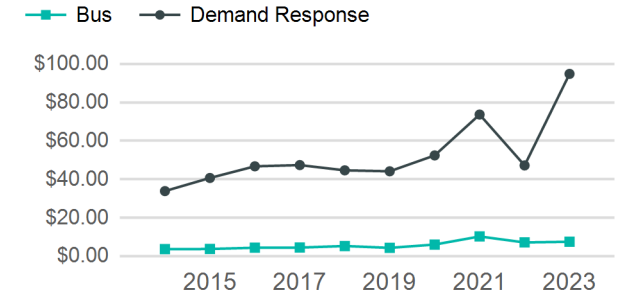
**Mailing Address:** 1053 IRON HORSE DR  
PARK CITY, UT

**Website:** <https://www.parkcity.org/departments/transit-bus>

## Service Consumed

**Annual Unlinked Trips (UPT)** 1,913,767

## Operating Expenses per Vehicle Revenue Mile



## Assets

**Revenue Vehicles** 46  
**Service Vehicles** 10  
**Facilities** 6

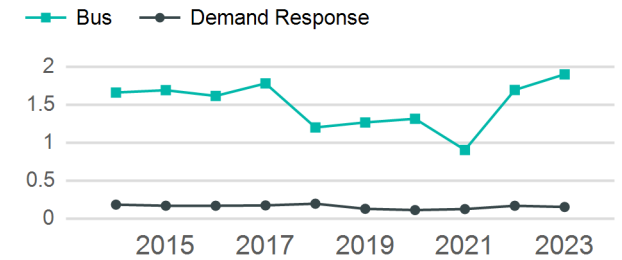
## Service Supplied

**Annual Vehicle Revenue Miles (VRM)** 1,052,684  
**Annual Vehicle Revenue Hours (VRH)** 83,366  
**Vehicles Operated in Maximum Service (VOMS)** 23

## Modal Characteristics

Mode	Annual Unlinked Passenger Trips	Directly Operated VOMS	Purchased Transportation VOMS	Annual Vehicle Revenue Miles	Annual Vehicle Revenue Hours
Bus	1,906,237	21	0	1,003,325	78,756
Demand Response	7,530	2	0	49,359	4,610
<b>Total</b>	<b>1,913,767</b>	<b>23</b>	<b>0</b>	<b>1,052,684</b>	<b>83,366</b>

## Unlinked Passenger Trip per Vehicle Revenue Mile



## Metrics

### Service Efficiency

### Service Effectiveness

Mode	OE per VRM	OE per VRH	UPT per VRM	UPT per VRH	OE per UPT
Bus	\$14.46	\$184.27	1.9	24.2	\$7.61
Demand Response	\$14.46	\$154.87	0.2	1.6	\$94.81
<b>Total</b>	<b>\$14.46</b>	<b>\$182.64</b>	<b>1.8</b>	<b>23.0</b>	<b>\$7.96</b>

# 2023 Annual Agency Profile - Park City Municipal Corporation (NTD ID 80284)

## 2023 Funding Breakdown

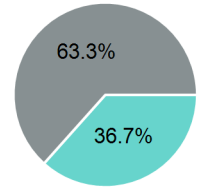
### Summary of Operating Expenses (OE)

Mode	Operating Expenses	Fare Revenues
Bus	\$14,512,121	\$0
Demand Response	\$713,930	\$0
<b>Total</b>	<b>\$15,226,051</b>	<b>\$0</b>

### Sources of Operating Funds Expended

Directly Generated	\$5,580,892
Federal Government	\$9,645,159
Local Government	\$0
State Government	\$0
<b>Total Operating Funds Expended</b>	<b>\$15,226,051</b>

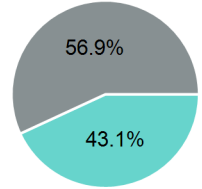
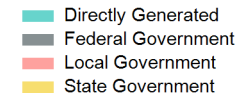
### Operating Funding Sources



### Sources of Capital Funds Expended

Directly Generated	\$6,543,530
Federal Government	\$8,635,900
Local Government	\$0
State Government	\$0
<b>Total Capital Funds Expended</b>	<b>\$15,179,430</b>

### Capital Funding Sources



## 2023 Asset Management

Transit Asset Management (TAM) Tier: Tier II TAM Sponsor NTD ID: 8R06

### Metrics

Mode	Average Fleet Age in Years
Bus	9.3
Demand Response	4.4