

2023 Annual Agency Profile - Walsh County Transportation Program (NTD ID 80296)

Mailing Address: 907 PARK ST E
PARK RIVER, ND

Website: <https://www.walshcountytransportation.com>

Service Consumed

Annual Unlinked Trips (UPT) 5,449

Assets

Revenue Vehicles 4

Service Vehicles

Facilities

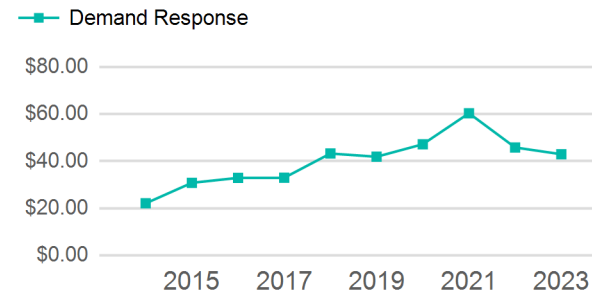
Service Supplied

Annual Vehicle Revenue Miles (VRM) 42,201

Annual Vehicle Revenue Hours (VRH) 2,383

Vehicles Operated in Maximum Service (VOMS) 4

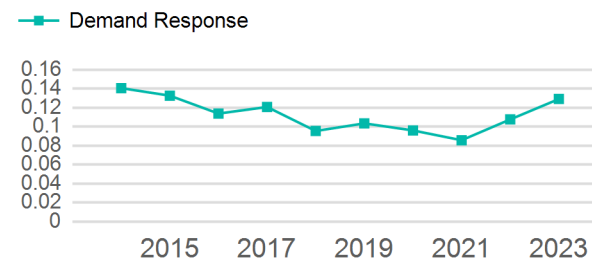
Operating Expenses per Vehicle Revenue Mile



Modal Characteristics

Mode	Annual Unlinked Passenger Trips	Directly Operated VOMS	Purchased Transportation VOMS	Annual Vehicle Revenue Miles	Annual Vehicle Revenue Hours
Demand Response	5,449	4	0	42,201	2,383
Total	5,449	4	0	42,201	2,383

Unlinked Passenger Trip per Vehicle Revenue Mile



Metrics

Service Efficiency

Service Effectiveness

Mode	OE per VRM	OE per VRH	UPT per VRM	UPT per VRH	OE per UPT
Demand Response	\$5.55	\$98.20	0.1	2.3	\$42.95
Total	\$5.55	\$98.20	0.1	2.3	\$42.95

2023 Annual Agency Profile - Walsh County Transportation Program (NTD ID 80296)

2023 Funding Breakdown


Summary of Operating Expenses (OE)

Mode	Operating Expenses	Fare Revenues
Demand Response	\$234,012	\$0
Total	\$234,012	\$0

Sources of Operating Funds Expended

Directly Generated	\$14,418
Federal Government	\$157,332
Local Government	\$8,510
State Government	\$53,752
Total Operating Funds Expended	\$234,012

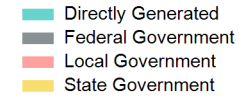
Operating Funding Sources



Capital Funding Sources

Sources of Capital Funds Expended

Directly Generated	\$0
Federal Government	\$0
Local Government	\$0
State Government	\$0
Total Capital Funds Expended	\$0



2023 Asset Management

Transit Asset Management (TAM) Tier	Tier II	TAM Sponsor NTD ID	8R03
--	---------	---------------------------	------

Metrics

Mode	Average Fleet Age in Years
Demand Response	3.5