

# 2023 Annual Agency Profile - Community Coordinated Transportation System (NTD ID 80298)

Mailing Address: 1600 E DAKOTA AVE  
PIERRE, SD

Website: <https://rideccts.com>

## Geographic Coverage

Primary Urbanized/Rural Area: Sioux Falls, SD  
 Service Area Population: 141,400  
 Service Area Sq. Miles: 51  
 Other Areas Served:

## Assets

Revenue Vehicles: 11  
 Service Vehicles  
 Facilities

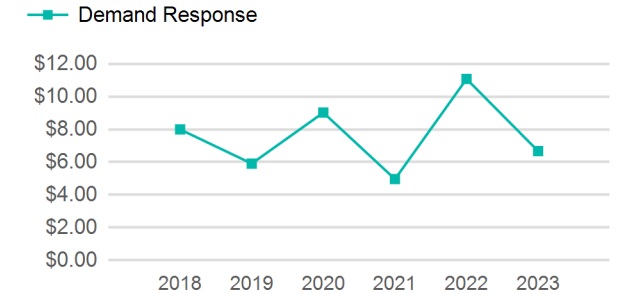
## Service Consumed

Annual Unlinked Trips (UPT): 58,025

## Service Supplied

Annual Vehicle Revenue Miles (VRM): 117,163  
 Annual Vehicle Revenue Hours (VRH): 12,348  
 Vehicles Operated in Maximum Service (VOMS): 11

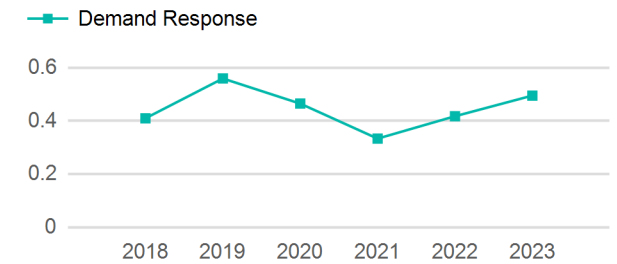
## Operating Expenses per Vehicle Revenue Mile



## Modal Characteristics

Mode	Annual Unlinked Passenger Trips	Directly Operated VOMS	Purchased Transportation VOMS	Annual Vehicle Revenue Miles	Annual Vehicle Revenue Hours
Demand Response	58,025	11	0	117,163	12,348
<b>Total</b>	<b>58,025</b>	<b>11</b>	<b>0</b>	<b>117,163</b>	<b>12,348</b>

## Unlinked Passenger Trip per Vehicle Revenue Mile



Mode	Service Efficiency		Service Effectiveness		
	OE per VRM	OE per VRH	UPT per VRM	UPT per VRH	OE per UPT
Demand Response	\$6.67	\$63.32	0.5	4.7	\$13.47
<b>Total</b>	<b>\$6.67</b>	<b>\$63.32</b>	<b>0.5</b>	<b>4.7</b>	<b>\$13.47</b>

# 2023 Annual Agency Profile - Community Coordinated Transportation System (NTD ID 80298)

## 2023 Funding Breakdown

### Summary of Operating Expenses (OE)

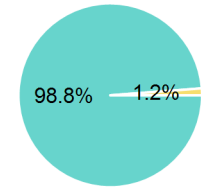
Mode	Operating Expenses	Fare Revenues
Demand Response	\$781,839	\$0
<b>Total</b>	<b>\$781,839</b>	<b>\$0</b>

### Sources of Operating Funds Expended

Directly Generated	\$772,388
Federal Government	\$0
Local Government	\$0
State Government	\$9,451
<b>Total Operating Funds Expended</b>	<b>\$781,839</b>

### Operating Funding Sources

- Directly Generated
- Federal Government
- Local Government
- State Government



### Capital Funding Sources

- Directly Generated
- Federal Government
- Local Government
- State Government

### Sources of Capital Funds Expended

Directly Generated	\$0
Federal Government	\$0
Local Government	\$0
State Government	\$0
<b>Total Capital Funds Expended</b>	<b>\$0</b>

## 2023 Asset Management

<b>Transit Asset Management (TAM) Tier</b>	Tier II	<b>TAM Sponsor NTD ID</b>	8R04
--	---------	---------------------------	------

### Metrics

Mode	Average Fleet Age in Years
Demand Response	5.2