

2023 Annual Agency Profile - City of Minot (NTD ID 80303)

Mailing Address: 10 3RD AVE SW
Minot, ND

Website: <https://www.minotnd.org/294/City-Transit>

Geographic Coverage

Primary Urbanized/Rural Area Minot, ND
Service Area Population 47,759
Service Area Sq. Miles 17
Other Areas Served:

Assets

Revenue Vehicles 11
Service Vehicles 3
Facilities

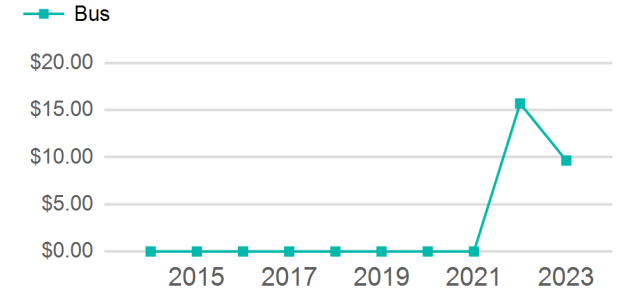
Service Consumed

Annual Unlinked Trips (UPT) 80,063

Service Supplied

Annual Vehicle Revenue Miles (VRM) 148,277
Annual Vehicle Revenue Hours (VRH) 10,989
Vehicles Operated in Maximum Service (VOMS) 5

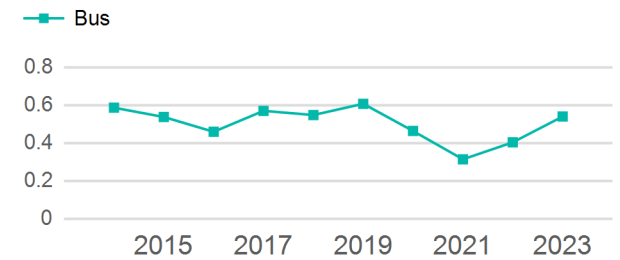
Operating Expenses per Vehicle Revenue Mile



Modal Characteristics

Mode	Annual Unlinked Passenger Trips	Directly Operated VOMS	Purchased Transportation VOMS	Annual Vehicle Revenue Miles	Annual Vehicle Revenue Hours
Bus	80,063	5	0	148,277	10,989
Total	80,063	5	0	148,277	10,989

Unlinked Passenger Trip per Vehicle Revenue Mile



Mode	Service Efficiency		Service Effectiveness		
	OE per VRM	OE per VRH	UPT per VRM	UPT per VRH	OE per UPT
Bus	\$9.64	\$130.01	0.5	7.3	\$17.84
Total	\$9.64	\$130.01	0.5	7.3	\$17.84

2023 Annual Agency Profile - City of Minot (NTD ID 80303)

2023 Funding Breakdown

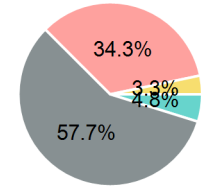
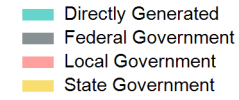
Summary of Operating Expenses (OE)

Mode	Operating Expenses	Fare Revenues
Bus	\$1,428,713	\$0
Total	\$1,428,713	\$0

Sources of Operating Funds Expended

Directly Generated	\$68,731
Federal Government	\$823,778
Local Government	\$489,425
State Government	\$46,779
Total Operating Funds Expended	\$1,428,713

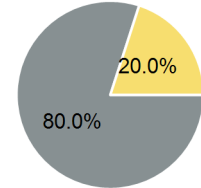
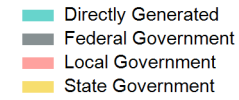
Operating Funding Sources



Sources of Capital Funds Expended

Directly Generated	\$0
Federal Government	\$31,176
Local Government	\$0
State Government	\$7,795
Total Capital Funds Expended	\$38,971

Capital Funding Sources



2023 Asset Management

Transit Asset Management (TAM) Tier	Tier II	TAM Sponsor NTD ID	8R03
-------------------------------------	---------	--------------------	------

Metrics

Mode	Average Fleet Age in Years
Bus	13.8