

2023 Annual Agency Profile - Services for Seniors, Inc. (NTD ID 80304)

Mailing Address: 1605 16TH ST
WHEATLAND, WY

Website:

Service Consumed

Annual Unlinked Trips (UPT) 7,469

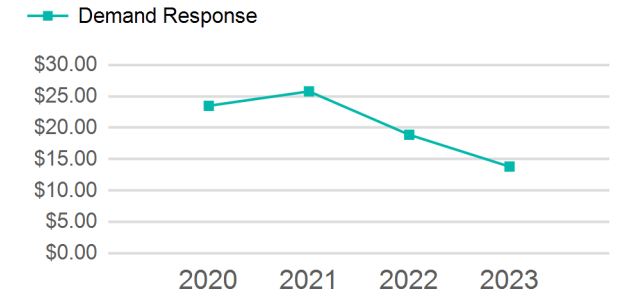
Assets

Revenue Vehicles 5
Service Vehicles
Facilities

Service Supplied

Annual Vehicle Revenue Miles (VRM) 18,034
Annual Vehicle Revenue Hours (VRH) 4,017
Vehicles Operated in Maximum Service (VOMS) 2

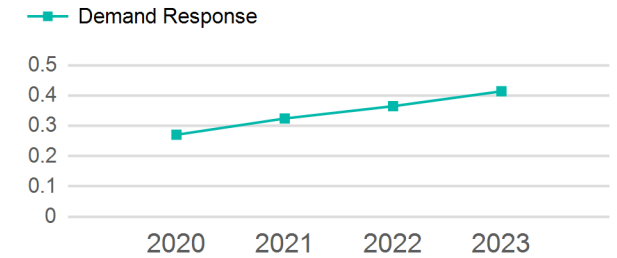
Operating Expenses per Vehicle Revenue Mile



Modal Characteristics

Mode	Annual Unlinked Passenger Trips	Directly Operated VOMS	Purchased Transportation VOMS	Annual Vehicle Revenue Miles	Annual Vehicle Revenue Hours
Demand Response	7,469	2	0	18,034	4,017
Total	7,469	2	0	18,034	4,017

Unlinked Passenger Trip per Vehicle Revenue Mile



Metrics

Mode	Service Efficiency		Service Effectiveness		
	OE per VRM	OE per VRH	UPT per VRM	UPT per VRH	OE per UPT
Demand Response	\$5.72	\$25.69	0.4	1.9	\$13.82
Total	\$5.72	\$25.69	0.4	1.9	\$13.82

2023 Annual Agency Profile - Services for Seniors, Inc. (NTD ID 80304)

2023 Funding Breakdown

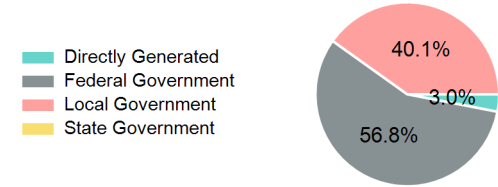
Summary of Operating Expenses (OE)

Mode	Operating Expenses	Fare Revenues
Demand Response	\$103,207	\$0
Total	\$103,207	\$0

Sources of Operating Funds Expended

Directly Generated	\$3,144
Federal Government	\$58,632
Local Government	\$41,431
State Government	\$0
Total Operating Funds Expended	\$103,207

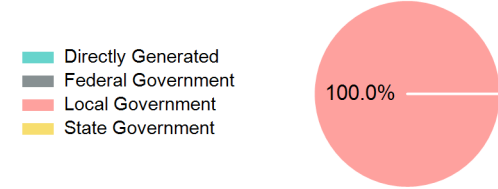
Operating Funding Sources



Sources of Capital Funds Expended

Directly Generated	\$0
Federal Government	\$0
Local Government	\$61,210
State Government	\$0
Total Capital Funds Expended	\$61,210

Capital Funding Sources



2023 Asset Management

Transit Asset Management (TAM) Tier	Tier II	TAM Sponsor NTD ID	8R05
--	---------	---------------------------	------

Metrics

Mode	Average Fleet Age in Years
Demand Response	6.8