

2023 Annual Agency Profile - Sitting Bull College (NTD ID 88140)

Mailing Address: 9299 HIGHWAY 24
FORT YATES, ND

Website: <https://www.sittingbull.edu/sitting-bull-college/community/transport/>

Geographic Coverage

Primary Urbanized/Rural Area North Dakota Non-UZA

Other Areas Served:

South Dakota Non-UZA

Assets

Revenue Vehicles 16
Service Vehicles 1
Facilities 1

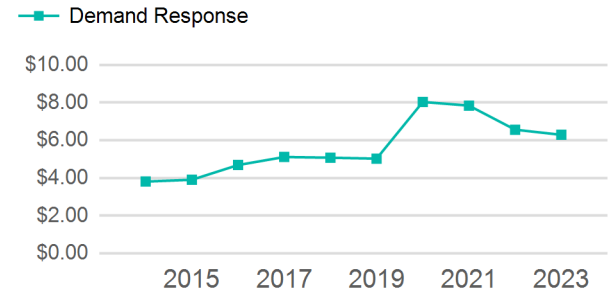
Service Consumed

Annual Unlinked Trips (UPT) 15,890

Service Supplied

Annual Vehicle Revenue Miles (VRM) 197,518
Annual Vehicle Revenue Hours (VRH) 8,273
Vehicles Operated in Maximum Service (VOMS) 14

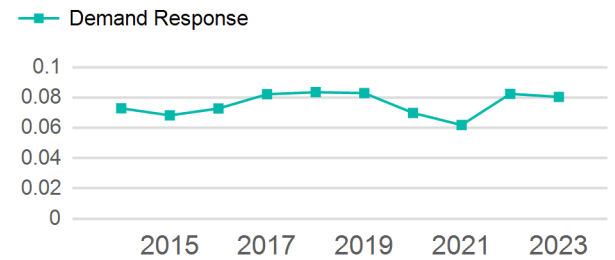
Operating Expenses per Vehicle Revenue Mile



Modal Characteristics

Mode	Annual Unlinked Passenger Trips	Directly Operated VOMS	Purchased Transportation VOMS	Annual Vehicle Revenue Miles	Annual Vehicle Revenue Hours
Demand Response	15,890	14	0	197,518	8,273
Total	15,890	14	0	197,518	8,273

Unlinked Passenger Trip per Vehicle Revenue Mile



Metrics

Service Efficiency

Service Effectiveness

Mode	OE per VRM	OE per VRH	UPT per VRM	UPT per VRH	OE per UPT
Demand Response	\$6.29	\$150.22	0.1	1.9	\$78.21
Total	\$6.29	\$150.22	0.1	1.9	\$78.21

2023 Annual Agency Profile - Sitting Bull College (NTD ID 88140)

2023 Funding Breakdown

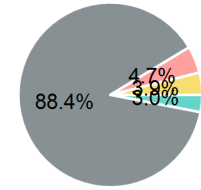
Summary of Operating Expenses (OE)

Mode	Operating Expenses	Fare Revenues
Demand Response	\$1,242,760	\$0
Total	\$1,242,760	\$0

Sources of Operating Funds Expended

Directly Generated	\$37,449
Federal Government	\$1,098,421
Local Government	\$58,720
State Government	\$48,170
Total Operating Funds Expended	\$1,242,760

Operating Funding Sources



Capital Funding Sources



Sources of Capital Funds Expended

Directly Generated	\$0
Federal Government	\$346,819
Local Government	\$0
State Government	\$0
Total Capital Funds Expended	\$346,819

2023 Asset Management

Transit Asset Management (TAM) Tier	Tier II	TAM Sponsor NTD ID	8R03
--	---------	---------------------------	------

Metrics

Mode	Average Fleet Age in Years
Demand Response	4.4