

2023 Annual Agency Profile - Blackfeet Nation (NTD ID 88152)

Mailing Address: 640 ALL CHIEFS RD
BROWNING, MT

Website: www.mdt.mt.gov/travinfo/public_trans.shtml

Geographic Coverage

Primary Urbanized/Rural Area Montana Non-UZA

Other Areas Served:

Assets

Revenue Vehicles 11
Service Vehicles
Facilities 1

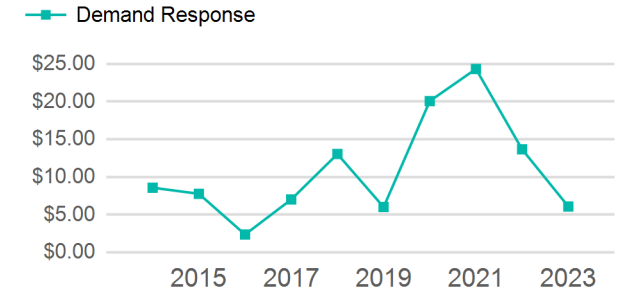
Service Consumed

Annual Unlinked Trips (UPT) 20,807

Service Supplied

Annual Vehicle Revenue Miles (VRM) 156,304
Annual Vehicle Revenue Hours (VRH) 11,993
Vehicles Operated in Maximum Service (VOMS) 11

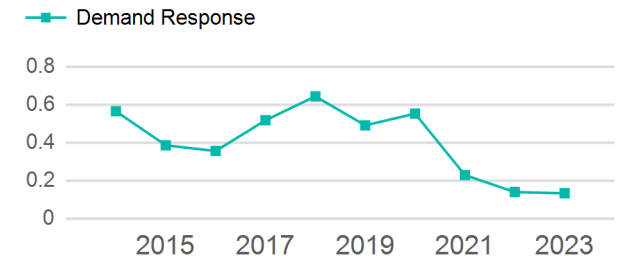
Operating Expenses per Vehicle Revenue Mile



Modal Characteristics

Mode	Annual Unlinked Passenger Trips	Directly Operated VOMS	Purchased Transportation VOMS	Annual Vehicle Revenue Miles	Annual Vehicle Revenue Hours
Demand Response	20,807	11	0	156,304	11,993
Total	20,807	11	0	156,304	11,993

Unlinked Passenger Trip per Vehicle Revenue Mile



Metrics

Service Efficiency

Service Effectiveness

Mode	OE per VRM	OE per VRH	UPT per VRM	UPT per VRH	OE per UPT
Demand Response	\$6.09	\$79.41	0.1	1.7	\$45.77
Total	\$6.09	\$79.41	0.1	1.7	\$45.77

2023 Annual Agency Profile - Blackfeet Nation (NTD ID 88152)

2023 Funding Breakdown

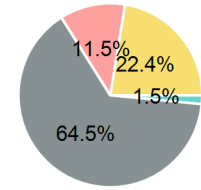
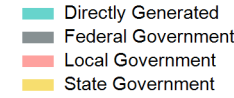
Summary of Operating Expenses (OE)

Mode	Operating Expenses	Fare Revenues
Demand Response	\$952,415	\$0
Total	\$952,415	\$0

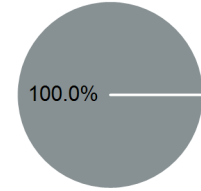
Sources of Operating Funds Expended

Directly Generated	\$14,655
Federal Government	\$614,478
Local Government	\$109,840
State Government	\$213,442
Total Operating Funds Expended	\$952,415

Operating Funding Sources



Capital Funding Sources



Sources of Capital Funds Expended

Directly Generated	\$0
Federal Government	\$98,754
Local Government	\$0
State Government	\$0
Total Capital Funds Expended	\$98,754

2023 Asset Management

Transit Asset Management (TAM) Tier	Tier II	TAM Sponsor NTD ID	8R02
--	---------	---------------------------	------

Metrics

Mode	Average Fleet Age in Years
Demand Response	6.3