

# 2023 Annual Agency Profile - Cheyenne River Sioux Tribe (NTD ID 88158)

**Mailing Address:** 24 E ST  
EAGLE BUTTE, SD

**Website:** <http://www.rcptransit.com/cheyenne-river-sioux-transit/>

## Geographic Coverage

**Primary Urbanized/Rural Area** South Dakota Non-UZA  
**Other Areas Served:**

## Assets

**Revenue Vehicles** 15  
**Service Vehicles**  
**Facilities** 1

## Service Consumed

**Annual Unlinked Trips (UPT)** 21,575

## Service Supplied

**Annual Vehicle Revenue Miles (VRM)** 272,010  
**Annual Vehicle Revenue Hours (VRH)** 13,514  
**Vehicles Operated in Maximum Service (VOMS)** 11

## Modal Characteristics

Mode	Annual Unlinked Passenger Trips	Directly Operated VOMS	Purchased Transportation VOMS	Annual Vehicle Revenue Miles	Annual Vehicle Revenue Hours
Demand Response	21,575	0	11	272,010	13,514
<b>Total</b>	<b>21,575</b>	<b>0</b>	<b>11</b>	<b>272,010</b>	<b>13,514</b>

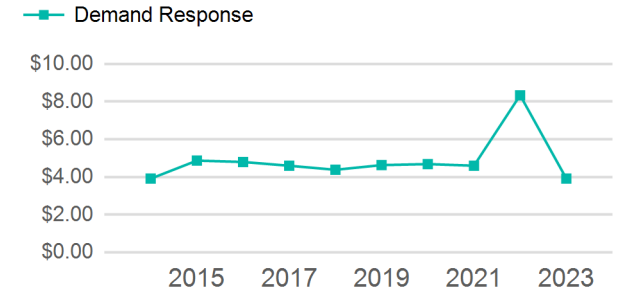
## Metrics

### Service Efficiency

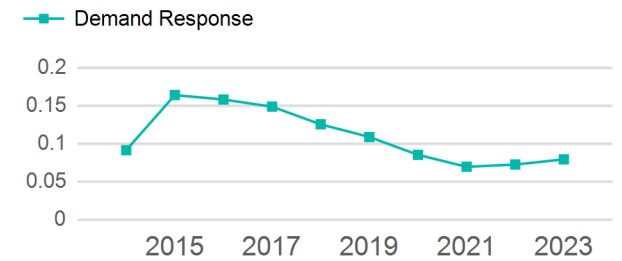
### Service Effectiveness

Mode	OE per VRM	OE per VRH	UPT per VRM	UPT per VRH	OE per UPT
Demand Response	\$3.92	\$78.91	0.1	1.6	\$49.43
<b>Total</b>	<b>\$3.92</b>	<b>\$78.91</b>	<b>0.1</b>	<b>1.6</b>	<b>\$49.43</b>

## Operating Expenses per Vehicle Revenue Mile



## Unlinked Passenger Trip per Vehicle Revenue Mile



# 2023 Annual Agency Profile - Cheyenne River Sioux Tribe (NTD ID 88158)

## 2023 Funding Breakdown

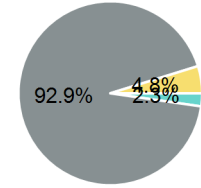
### Summary of Operating Expenses (OE)

Mode	Operating Expenses	Fare Revenues
Demand Response	\$1,066,445	\$0
<b>Total</b>	<b>\$1,066,445</b>	<b>\$0</b>

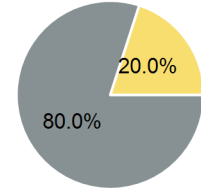
### Sources of Operating Funds Expended

Directly Generated	\$24,320
Federal Government	\$991,134
Local Government	\$0
State Government	\$50,991
<b>Total Operating Funds Expended</b>	<b>\$1,066,445</b>

### Operating Funding Sources



### Capital Funding Sources



### Sources of Capital Funds Expended

Directly Generated	\$0
Federal Government	\$231,061
Local Government	\$0
State Government	\$57,765
<b>Total Capital Funds Expended</b>	<b>\$288,826</b>

## 2023 Asset Management

<b>Transit Asset Management (TAM) Tier</b>	Tier II	<b>TAM Sponsor NTD ID</b>	8R04
--	---------	---------------------------	------

### Metrics

Mode	Average Fleet Age in Years
Demand Response	4.0