

# 2023 Annual Agency Profile - Fort Belknap Indian Community (NTD ID 88170)

Mailing Address: 656 AGENCY MAIN ST  
HARLEM, MT

Website: www.ftbelknap.org

## Geographic Coverage

Primary Urbanized/Rural Area: Montana Non-UZA

Other Areas Served:

## Assets

Revenue Vehicles: 5

Service Vehicles

Facilities: 1

## Service Consumed

Annual Unlinked Trips (UPT): 3,414

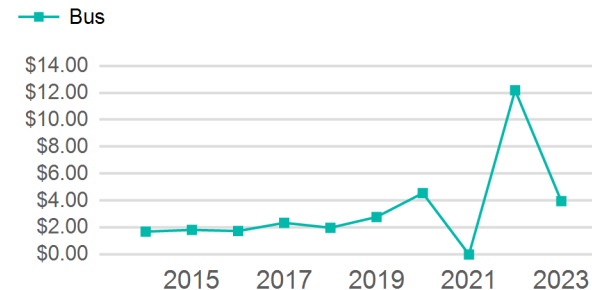
## Service Supplied

Annual Vehicle Revenue Miles (VRM): 55,033

Annual Vehicle Revenue Hours (VRH): 1,250

Vehicles Operated in Maximum Service (VOMS): 1

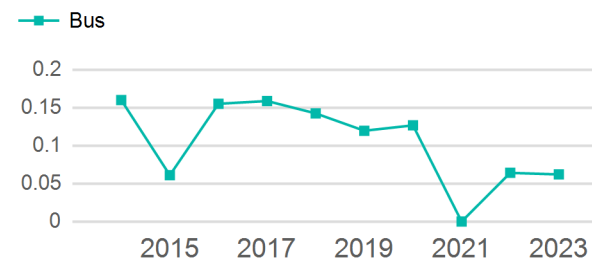
## Operating Expenses per Vehicle Revenue Mile



## Modal Characteristics

Mode	Annual Unlinked Passenger Trips	Directly Operated VOMS	Purchased Transportation VOMS	Annual Vehicle Revenue Miles	Annual Vehicle Revenue Hours
Bus	3,414	1	0	55,033	1,250
<b>Total</b>	<b>3,414</b>	<b>1</b>	<b>0</b>	<b>55,033</b>	<b>1,250</b>

## Unlinked Passenger Trip per Vehicle Revenue Mile



## Metrics

### Service Efficiency

### Service Effectiveness

Mode	OE per VRM	OE per VRH	UPT per VRM	UPT per VRH	OE per UPT
Bus	\$3.96	\$174.25	0.1	2.7	\$63.80
<b>Total</b>	<b>\$3.96</b>	<b>\$174.25</b>	<b>0.1</b>	<b>2.7</b>	<b>\$63.80</b>

# 2023 Annual Agency Profile - Fort Belknap Indian Community (NTD ID 88170)

## 2023 Funding Breakdown

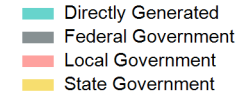
### Summary of Operating Expenses (OE)

Mode	Operating Expenses	Fare Revenues
Bus	\$217,807	\$0
<b>Total</b>	<b>\$217,807</b>	<b>\$0</b>

### Sources of Operating Funds Expended

Directly Generated	\$0
Federal Government	\$217,807
Local Government	\$0
State Government	\$0
<b>Total Operating Funds Expended</b>	<b>\$217,807</b>

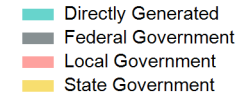
### Operating Funding Sources



### Capital Funding Sources

### Sources of Capital Funds Expended

Directly Generated	\$0
Federal Government	\$0
Local Government	\$0
State Government	\$0
<b>Total Capital Funds Expended</b>	<b>\$0</b>



## 2023 Asset Management

Transit Asset Management (TAM) Tier Tier II

TAM Sponsor NTD ID

### Metrics

Mode	Average Fleet Age in Years
Bus	5.2