

2023 Annual Agency Profile - Rosebud Sioux Tribe (NTD ID 88182)

Mailing Address: 11 LEGION AVE
ROSEBUD, SD

Website:

Geographic Coverage

Primary Urbanized/Rural Area: South Dakota Non-UZA

Other Areas Served:

Assets

Revenue Vehicles: 14
Service Vehicles:
Facilities: 1

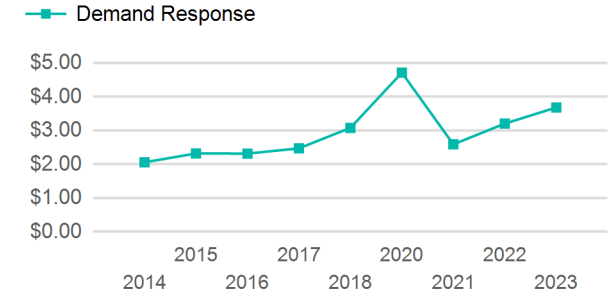
Service Consumed

Annual Unlinked Trips (UPT): 52,201

Service Supplied

Annual Vehicle Revenue Miles (VRM): 275,285
Annual Vehicle Revenue Hours (VRH): 21,647
Vehicles Operated in Maximum Service (VOMS): 11

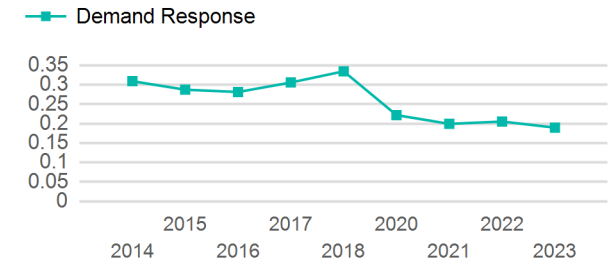
Operating Expenses per Vehicle Revenue Mile



Modal Characteristics

Mode	Annual Unlinked Passenger Trips	Directly Operated VOMS	Purchased Transportation VOMS	Annual Vehicle Revenue Miles	Annual Vehicle Revenue Hours
Demand Response	52,201	11	0	275,285	21,647
Total	52,201	11	0	275,285	21,647

Unlinked Passenger Trip per Vehicle Revenue Mile



Metrics

Service Efficiency

Service Effectiveness

Mode	OE per VRM	OE per VRH	UPT per VRM	UPT per VRH	OE per UPT
Demand Response	\$3.68	\$46.80	0.2	2.4	\$19.41
Total	\$3.68	\$46.80	0.2	2.4	\$19.41

2023 Annual Agency Profile - Rosebud Sioux Tribe (NTD ID 88182)

2023 Funding Breakdown

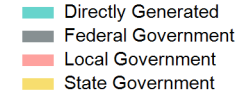
Summary of Operating Expenses (OE)

Mode	Operating Expenses	Fare Revenues
Demand Response	\$1,012,985	\$0
Total	\$1,012,985	\$0

Sources of Operating Funds Expended

Directly Generated	\$109,871
Federal Government	\$903,114
Local Government	\$0
State Government	\$0
Total Operating Funds Expended	\$1,012,985

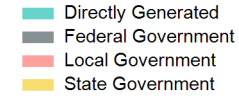
Operating Funding Sources



Capital Funding Sources

Sources of Capital Funds Expended

Directly Generated	\$0
Federal Government	\$0
Local Government	\$0
State Government	\$0
Total Capital Funds Expended	\$0



2023 Asset Management

Transit Asset Management (TAM) Tier	Tier II	TAM Sponsor NTD ID	8R04
--	---------	---------------------------	------

Metrics

Mode	Average Fleet Age in Years
Demand Response	6.8