

2023 Annual Agency Profile - Ute Tribe (NTD ID 88200)

Mailing Address: 6964 E 1000 S
FORT DUCHESNE, UT

Website: <http://www.utetribe.com/>

Geographic Coverage

Primary Urbanized/Rural Area: Utah Non-UZA
Other Areas Served:

Service Consumed

Annual Unlinked Trips (UPT): 1,370

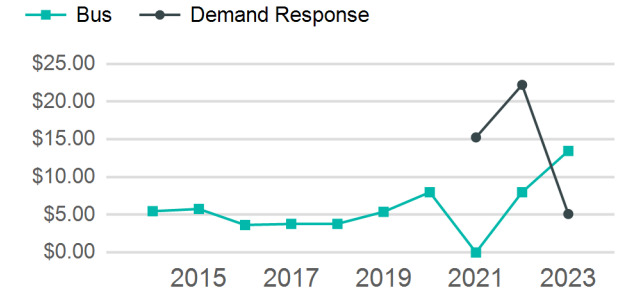
Assets

Revenue Vehicles: 8
Service Vehicles:
Facilities:

Service Supplied

Annual Vehicle Revenue Miles (VRM): 36,195
Annual Vehicle Revenue Hours (VRH): 1,303
Vehicles Operated in Maximum Service (VOMS): 5

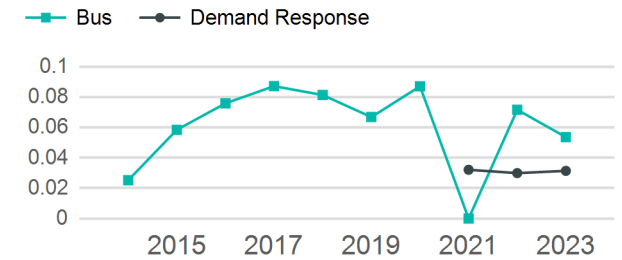
Operating Expenses per Vehicle Revenue Mile



Modal Characteristics

| Mode | Annual Unlinked Passenger Trips | Directly Operated VOMS | Purchased Transportation VOMS | Annual Vehicle Revenue Miles | Annual Vehicle Revenue Hours |
|-----------------|---------------------------------|------------------------|-------------------------------|------------------------------|------------------------------|
| Bus | 561 | 3 | 0 | 10,459 | 490 |
| Demand Response | 809 | 2 | 0 | 25,736 | 813 |
| Total | 1,370 | 5 | 0 | 36,195 | 1,303 |

Unlinked Passenger Trip per Vehicle Revenue Mile



| Mode | Service Efficiency | | Service Effectiveness | | |
|-----------------|--------------------|-----------------|-----------------------|-------------|-----------------|
| | OE per VRM | OE per VRH | UPT per VRM | UPT per VRH | OE per UPT |
| Bus | \$13.46 | \$287.36 | 0.1 | 1.1 | \$250.99 |
| Demand Response | \$5.10 | \$161.35 | 0.0 | 1.0 | \$162.14 |
| Total | \$7.51 | \$208.73 | 0.0 | 1.1 | \$198.53 |

2023 Annual Agency Profile - Ute Tribe (NTD ID 88200)

2023 Funding Breakdown

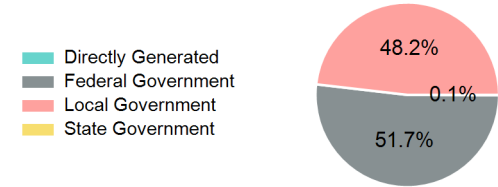
Summary of Operating Expenses (OE)

| Mode | Operating Expenses | Fare Revenues |
|-----------------|--------------------|---------------|
| Bus | \$140,806 | \$0 |
| Demand Response | \$131,175 | \$0 |
| Total | \$271,981 | \$0 |

Sources of Operating Funds Expended

| | |
|---------------------------------------|------------------|
| Directly Generated | \$217 |
| Federal Government | \$140,743 |
| Local Government | \$131,021 |
| State Government | \$0 |
| Total Operating Funds Expended | \$271,981 |

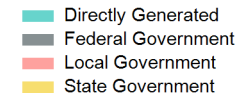
Operating Funding Sources



Capital Funding Sources

Sources of Capital Funds Expended

| | |
|-------------------------------------|------------|
| Directly Generated | \$0 |
| Federal Government | \$0 |
| Local Government | \$0 |
| State Government | \$0 |
| Total Capital Funds Expended | \$0 |



2023 Asset Management

Transit Asset Management (TAM) Tier: Tier II TAM Sponsor NTD ID: 8R06

Metrics

| Mode | Average Fleet Age in Years |
|-----------------|----------------------------|
| Bus | 6.3 |
| Demand Response | 7.5 |