

# 2023 Annual Agency Profile - Sisseton-Wahpeton Oyate (NTD ID 88201)

**Mailing Address:** 12554 BIA HIGHWAY 711  
AGENCY VILLAGE, SD

**Website:** <https://www.swo-nsn.gov/>

## Geographic Coverage

**Primary Urbanized/Rural Area** South Dakota Non-UZA

**Other Areas Served:**

Minnesota Non-UZA

## Assets

**Revenue Vehicles** 4

**Service Vehicles**

**Facilities**

## Service Consumed

**Annual Unlinked Trips (UPT)** 10,500

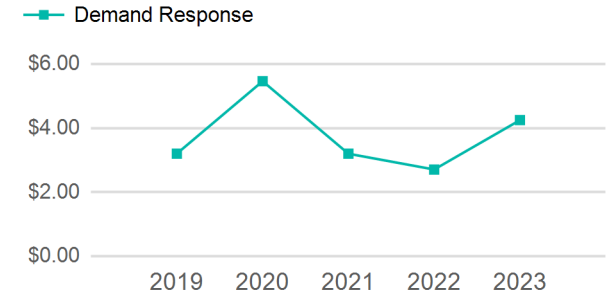
## Service Supplied

**Annual Vehicle Revenue Miles (VRM)** 88,917

**Annual Vehicle Revenue Hours (VRH)** 2,842

**Vehicles Operated in Maximum Service (VOMS)** 4

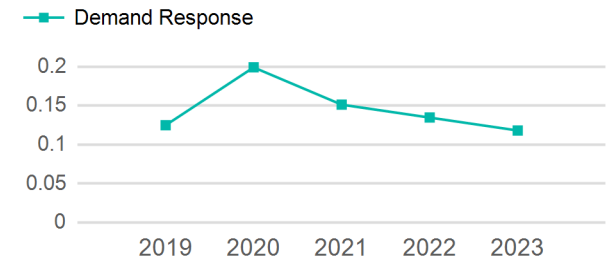
## Operating Expenses per Vehicle Revenue Mile



## Modal Characteristics

Mode	Annual Unlinked Passenger Trips	Directly Operated VOMS	Purchased Transportation VOMS	Annual Vehicle Revenue Miles	Annual Vehicle Revenue Hours
Demand Response	10,500	0	4	88,917	2,842
<b>Total</b>	<b>10,500</b>	<b>0</b>	<b>4</b>	<b>88,917</b>	<b>2,842</b>

## Unlinked Passenger Trip per Vehicle Revenue Mile



## Metrics

### Service Efficiency

### Service Effectiveness

Mode	OE per VRM	OE per VRH	UPT per VRM	UPT per VRH	OE per UPT
Demand Response	\$4.25	\$132.88	0.1	3.7	\$35.97
<b>Total</b>	<b>\$4.25</b>	<b>\$132.88</b>	<b>0.1</b>	<b>3.7</b>	<b>\$35.97</b>

# 2023 Annual Agency Profile - Sisseton-Wahpeton Oyate (NTD ID 88201)

## 2023 Funding Breakdown

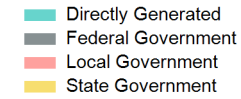
### Summary of Operating Expenses (OE)

Mode	Operating Expenses	Fare Revenues
Demand Response	\$377,659	\$0
<b>Total</b>	<b>\$377,659</b>	<b>\$0</b>

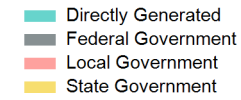
### Sources of Operating Funds Expended

Directly Generated	\$25,547
Federal Government	\$352,112
Local Government	\$0
State Government	\$0
<b>Total Operating Funds Expended</b>	<b>\$377,659</b>

### Operating Funding Sources



### Capital Funding Sources



### Sources of Capital Funds Expended

Directly Generated	\$0
Federal Government	\$156,720
Local Government	\$0
State Government	\$0
<b>Total Capital Funds Expended</b>	<b>\$156,720</b>

## 2023 Asset Management

<b>Transit Asset Management (TAM) Tier</b>	Tier II	<b>TAM Sponsor NTD ID</b>	8R04
--	---------	---------------------------	------

### Metrics

Mode	Average Fleet Age in Years
Demand Response	3.5