

# 2023 Annual Agency Profile - Montrose County Senior Citizens Transportation, Inc. (NTD ID 88215)

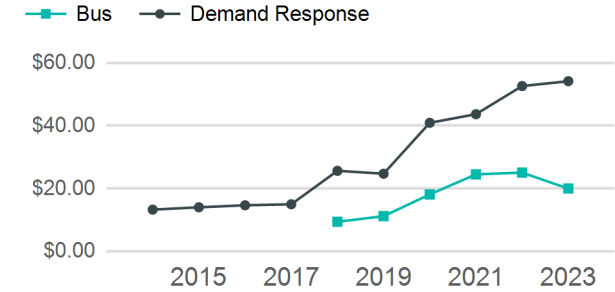
Mailing Address: 156 COLORADO AVE  
Montrose, CO

Website: <http://www.allpointstransit.org>

## Service Consumed

Annual Unlinked Trips (UPT) 52,839

## Operating Expenses per Vehicle Revenue Mile



## Assets

Revenue Vehicles 31  
Service Vehicles 3  
Facilities

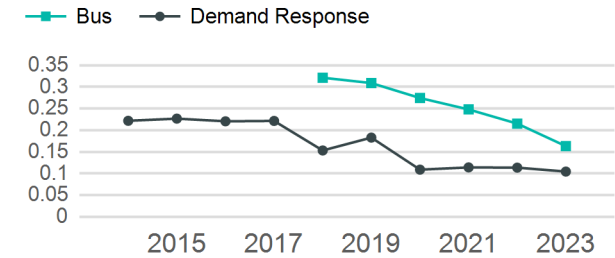
## Service Supplied

Annual Vehicle Revenue Miles (VRM) 414,454  
Annual Vehicle Revenue Hours (VRH) 31,346  
Vehicles Operated in Maximum Service (VOMS) 25

## Modal Characteristics

Mode	Annual Unlinked Passenger Trips	Directly Operated VOMS	Purchased Transportation VOMS	Annual Vehicle Revenue Miles	Annual Vehicle Revenue Hours
Bus	26,545	6	0	162,674	12,841
Demand Response	26,294	19	0	251,780	18,505
<b>Total</b>	<b>52,839</b>	<b>25</b>	<b>0</b>	<b>414,454</b>	<b>31,346</b>

## Unlinked Passenger Trip per Vehicle Revenue Mile



## Metrics

### Service Efficiency

### Service Effectiveness

Mode	OE per VRM	OE per VRH	UPT per VRM	UPT per VRH	OE per UPT
Bus	\$3.26	\$41.36	0.2	2.1	\$20.01
Demand Response	\$5.66	\$76.98	0.1	1.4	\$54.18
<b>Total</b>	<b>\$4.72</b>	<b>\$62.39</b>	<b>0.1</b>	<b>1.7</b>	<b>\$37.01</b>

# 2023 Annual Agency Profile - Montrose County Senior Citizens Transportation, Inc. (NTD ID 88215)

## 2023 Funding Breakdown

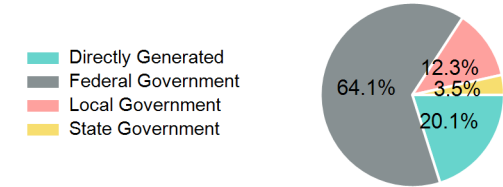
### Summary of Operating Expenses (OE)

Mode	Operating Expenses	Fare Revenues
Bus	\$531,095	\$0
Demand Response	\$1,424,553	\$0
<b>Total</b>	<b>\$1,955,648</b>	<b>\$0</b>

### Sources of Operating Funds Expended

Directly Generated	\$392,936
Federal Government	\$1,254,394
Local Government	\$240,130
State Government	\$68,188
<b>Total Operating Funds Expended</b>	<b>\$1,955,648</b>

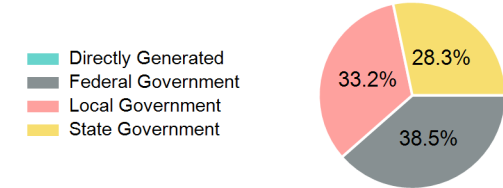
### Operating Funding Sources



### Sources of Capital Funds Expended

Directly Generated	\$0
Federal Government	\$142,925
Local Government	\$123,074
State Government	\$104,921
<b>Total Capital Funds Expended</b>	<b>\$370,920</b>

### Capital Funding Sources



## 2023 Asset Management

<b>Transit Asset Management (TAM) Tier</b>	Tier II	<b>TAM Sponsor NTD ID</b>	8R01
--	---------	---------------------------	------

### Metrics

Mode	Average Fleet Age in Years
Bus	6.0
Demand Response	7.5