

# 2023 Annual Agency Profile - City of Dillon (NTD ID 88216)

Mailing Address: 125 N IDAHO ST  
DILLON, MT

Website: <http://www.dillonmt.org/city-bus>

## Service Consumed

Annual Unlinked Trips (UPT) 8,948

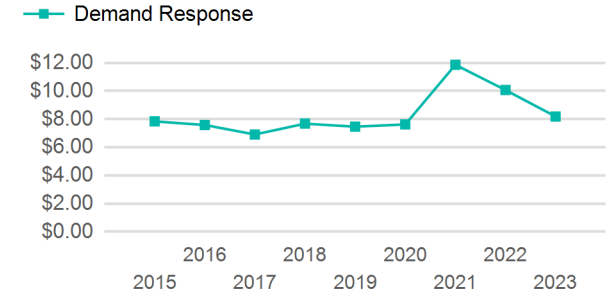
## Assets

Revenue Vehicles 2  
Service Vehicles  
Facilities

## Service Supplied

Annual Vehicle Revenue Miles (VRM) 18,747  
Annual Vehicle Revenue Hours (VRH) 2,794  
Vehicles Operated in Maximum Service (VOMS) 2

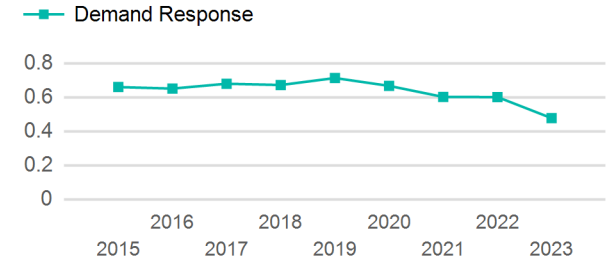
## Operating Expenses per Vehicle Revenue Mile



## Modal Characteristics

Mode	Annual Unlinked Passenger Trips	Directly Operated VOMS	Purchased Transportation VOMS	Annual Vehicle Revenue Miles	Annual Vehicle Revenue Hours
Demand Response	8,948	2	0	18,747	2,794
<b>Total</b>	<b>8,948</b>	<b>2</b>	<b>0</b>	<b>18,747</b>	<b>2,794</b>

## Unlinked Passenger Trip per Vehicle Revenue Mile



Mode	Service Efficiency		Service Effectiveness		
	OE per VRM	OE per VRH	UPT per VRM	UPT per VRH	OE per UPT
Demand Response	\$3.91	\$26.22	0.5	3.2	\$8.19
<b>Total</b>	<b>\$3.91</b>	<b>\$26.22</b>	<b>0.5</b>	<b>3.2</b>	<b>\$8.19</b>

# 2023 Annual Agency Profile - City of Dillon (NTD ID 88216)

## 2023 Funding Breakdown

### Summary of Operating Expenses (OE)

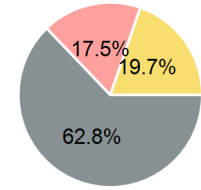
Mode	Operating Expenses	Fare Revenues
Demand Response	\$73,268	\$0
<b>Total</b>	<b>\$73,268</b>	<b>\$0</b>

### Sources of Operating Funds Expended

Directly Generated	\$0
Federal Government	\$46,021
Local Government	\$12,816
State Government	\$14,431
<b>Total Operating Funds Expended</b>	<b>\$73,268</b>

### Operating Funding Sources

- Directly Generated
- Federal Government
- Local Government
- State Government



### Capital Funding Sources

- Directly Generated
- Federal Government
- Local Government
- State Government

### Sources of Capital Funds Expended

Directly Generated	\$0
Federal Government	\$0
Local Government	\$0
State Government	\$0
<b>Total Capital Funds Expended</b>	<b>\$0</b>

## 2023 Asset Management

<b>Transit Asset Management (TAM) Tier</b>	Tier II	<b>TAM Sponsor NTD ID</b>	8R02
--	---------	---------------------------	------

### Metrics

Mode	Average Fleet Age in Years
Demand Response	12.0