

2023 Annual Agency Profile - Wildrose Public Transportation (NTD ID 88222)

Mailing Address: 11 1ST AVE NE
CROSBY, ND

Website: <https://wildrosend.org/wildrosepublictransportation>

Service Consumed

Annual Unlinked Trips (UPT) 4,762

Service Supplied

Annual Vehicle Revenue Miles (VRM) 52,979

Annual Vehicle Revenue Hours (VRH) 2,408

Vehicles Operated in Maximum Service (VOMS) 3

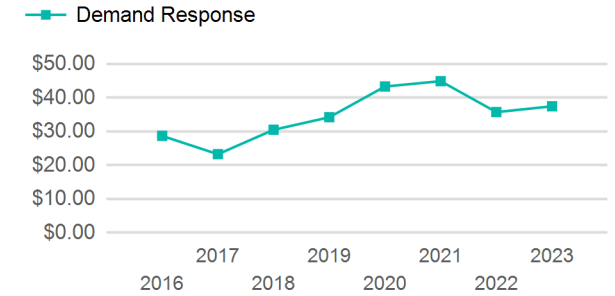
Assets

Revenue Vehicles 3

Service Vehicles

Facilities

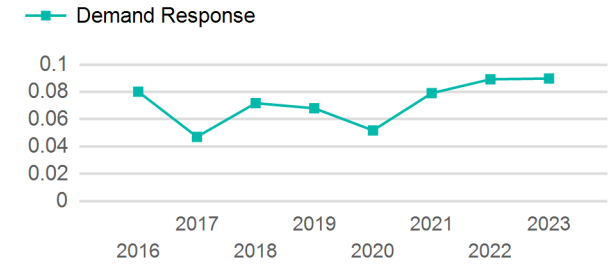
Operating Expenses per Vehicle Revenue Mile



Modal Characteristics

Mode	Annual Unlinked Passenger Trips	Directly Operated VOMS	Purchased Transportation VOMS	Annual Vehicle Revenue Miles	Annual Vehicle Revenue Hours
Demand Response	4,762	3	0	52,979	2,408
Total	4,762	3	0	52,979	2,408

Unlinked Passenger Trip per Vehicle Revenue Mile



Metrics

Mode	Service Efficiency		Service Effectiveness		
	OE per VRM	OE per VRH	UPT per VRM	UPT per VRH	OE per UPT
Demand Response	\$3.37	\$74.04	0.1	2.0	\$37.44
Total	\$3.37	\$74.04	0.1	2.0	\$37.44

2023 Annual Agency Profile - Wildrose Public Transportation (NTD ID 88222)

2023 Funding Breakdown

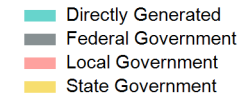
Summary of Operating Expenses (OE)

Mode	Operating Expenses	Fare Revenues
Demand Response	\$178,299	\$0
Total	\$178,299	\$0

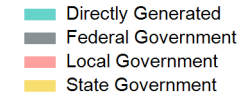
Sources of Operating Funds Expended

Directly Generated	\$13,683
Federal Government	\$93,906
Local Government	\$0
State Government	\$70,710
Total Operating Funds Expended	\$178,299

Operating Funding Sources



Capital Funding Sources



Sources of Capital Funds Expended

Directly Generated	\$0
Federal Government	\$0
Local Government	\$0
State Government	\$0
Total Capital Funds Expended	\$0

2023 Asset Management

Transit Asset Management (TAM) Tier	Tier II	TAM Sponsor NTD ID	8R03
--	---------	---------------------------	------

Metrics

Mode	Average Fleet Age in Years
Demand Response	10.3