

2023 Annual Agency Profile - Washakie County Senior Citizens Center (NTD ID 88224)

Mailing Address: 300 S 14th Street
Worland, WY

Website: <http://www.worlandseniorcenter.com/>

Service Consumed

Annual Unlinked Trips (UPT) 8,173

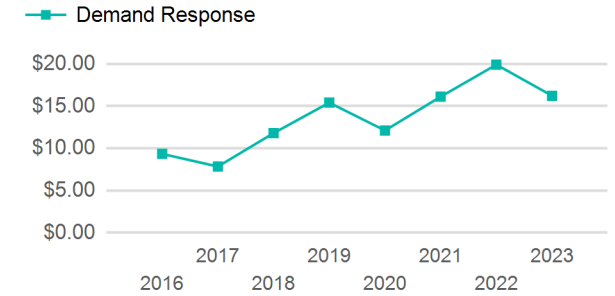
Assets

Revenue Vehicles 5
Service Vehicles
Facilities 1

Service Supplied

Annual Vehicle Revenue Miles (VRM) 37,309
Annual Vehicle Revenue Hours (VRH) 3,724
Vehicles Operated in Maximum Service (VOMS) 5

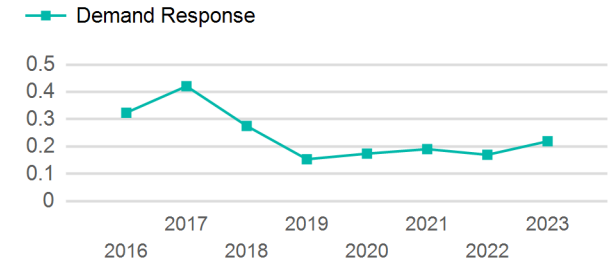
Operating Expenses per Vehicle Revenue Mile



Modal Characteristics

Mode	Annual Unlinked Passenger Trips	Directly Operated VOMS	Purchased Transportation VOMS	Annual Vehicle Revenue Miles	Annual Vehicle Revenue Hours
Demand Response	8,173	5	0	37,309	3,724
Total	8,173	5	0	37,309	3,724

Unlinked Passenger Trip per Vehicle Revenue Mile



Mode	Service Efficiency		Service Effectiveness		
	OE per VRM	OE per VRH	UPT per VRM	UPT per VRH	OE per UPT
Demand Response	\$3.55	\$35.61	0.2	2.2	\$16.22
Total	\$3.55	\$35.61	0.2	2.2	\$16.22

2023 Annual Agency Profile - Washakie County Senior Citizens Center (NTD ID 88224)

2023 Funding Breakdown

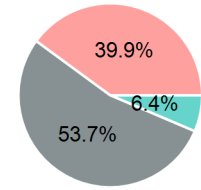
Summary of Operating Expenses (OE)

Mode	Operating Expenses	Fare Revenues
Demand Response	\$132,597	\$0
Total	\$132,597	\$0

Sources of Operating Funds Expended

Directly Generated	\$8,478
Federal Government	\$71,150
Local Government	\$52,969
State Government	\$0
Total Operating Funds Expended	\$132,597

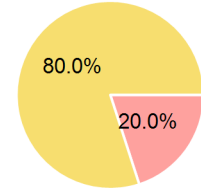
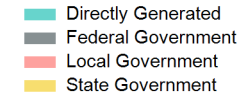
Operating Funding Sources



Sources of Capital Funds Expended

Directly Generated	\$0
Federal Government	\$0
Local Government	\$1,657
State Government	\$6,628
Total Capital Funds Expended	\$8,285

Capital Funding Sources



2023 Asset Management

Transit Asset Management (TAM) Tier	Tier II	TAM Sponsor NTD ID	8R05
--	---------	---------------------------	------

Metrics

Mode	Average Fleet Age in Years
Demand Response	11.2