

2023 Annual Agency Profile - Town of Avon (NTD ID 88228)

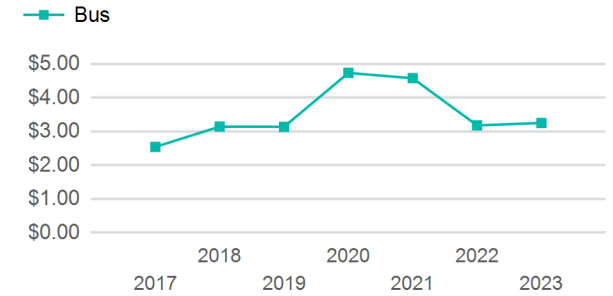
Mailing Address: 100 MIKAELA WAY
AVON, CO

Website: <https://www.avon.org/2038/Mobility>

Service Consumed

Annual Unlinked Trips (UPT) 492,736

Operating Expenses per Vehicle Revenue Mile



Assets

Revenue Vehicles	13
Service Vehicles	2
Facilities	1

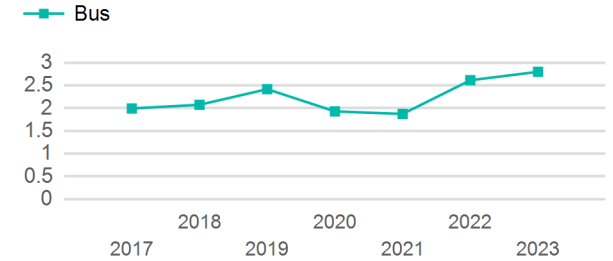
Service Supplied

Annual Vehicle Revenue Miles (VRM)	175,942
Annual Vehicle Revenue Hours (VRH)	12,663
Vehicles Operated in Maximum Service (VOMS)	7

Modal Characteristics

Mode	Annual Unlinked Passenger Trips	Directly Operated VOMS	Purchased Transportation VOMS	Annual Vehicle Revenue Miles	Annual Vehicle Revenue Hours
Bus	492,736	7	0	175,942	12,663
Total	492,736	7	0	175,942	12,663

Unlinked Passenger Trip per Vehicle Revenue Mile



Metrics

Service Efficiency

Service Effectiveness

Mode	OE per VRM	OE per VRH	UPT per VRM	UPT per VRH	OE per UPT
Bus	\$9.11	\$126.55	2.8	38.9	\$3.25
Total	\$9.11	\$126.55	2.8	38.9	\$3.25

2023 Annual Agency Profile - Town of Avon (NTD ID 88228)

2023 Funding Breakdown

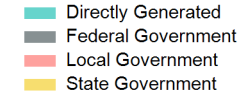
Summary of Operating Expenses (OE)

Mode	Operating Expenses	Fare Revenues
Bus	\$1,602,448	\$0
Total	\$1,602,448	\$0

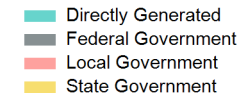
Sources of Operating Funds Expended

Directly Generated	\$154,995
Federal Government	\$245,980
Local Government	\$1,201,473
State Government	\$0
Total Operating Funds Expended	\$1,602,448

Operating Funding Sources



Capital Funding Sources



Sources of Capital Funds Expended

Directly Generated	\$0
Federal Government	\$840,000
Local Government	\$299,111
State Government	\$0
Total Capital Funds Expended	\$1,139,111

2023 Asset Management

Transit Asset Management (TAM) Tier	Tier II	TAM Sponsor NTD ID	8R01
--	---------	---------------------------	------

Metrics

Mode	Average Fleet Age in Years
Bus	6.7