

2023 Annual Agency Profile - Town of Estes Park (NTD ID 88281)

Mailing Address: 170 MACGREGOR AVE
ESTES PARK, CO

Website: <https://estespark.colorado.gov/transit>

Service Consumed

Annual Unlinked Trips (UPT) 99,472

Service Supplied

Annual Vehicle Revenue Miles (VRM) 70,992

Annual Vehicle Revenue Hours (VRH) 5,652

Vehicles Operated in Maximum Service (VOMS) 6

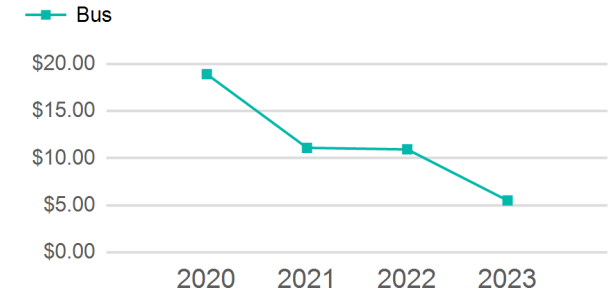
Assets

Revenue Vehicles 7

Service Vehicles

Facilities

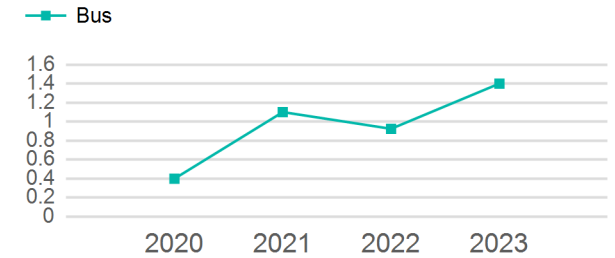
Operating Expenses per Vehicle Revenue Mile



Modal Characteristics

Mode	Annual Unlinked Passenger Trips	Directly Operated VOMS	Purchased Transportation VOMS	Annual Vehicle Revenue Miles	Annual Vehicle Revenue Hours
Bus	99,472	0	6	70,992	5,652
Total	99,472	0	6	70,992	5,652

Unlinked Passenger Trip per Vehicle Revenue Mile



Metrics

Service Efficiency

Service Effectiveness

Mode	OE per VRM	OE per VRH	UPT per VRM	UPT per VRH	OE per UPT
Bus	\$7.73	\$97.05	1.4	17.6	\$5.51
Total	\$7.73	\$97.05	1.4	17.6	\$5.51

2023 Annual Agency Profile - Town of Estes Park (NTD ID 88281)

2023 Funding Breakdown

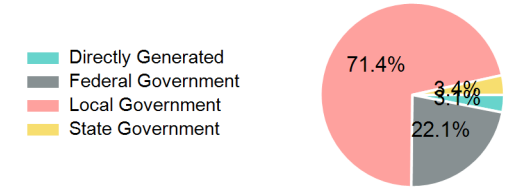
Summary of Operating Expenses (OE)

Mode	Operating Expenses	Fare Revenues
Bus	\$548,532	\$0
Total	\$548,532	\$0

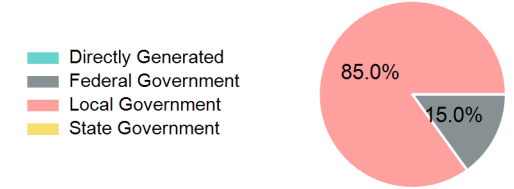
Sources of Operating Funds Expended

Directly Generated	\$16,739
Federal Government	\$121,397
Local Government	\$391,613
State Government	\$18,783
Total Operating Funds Expended	\$548,532

Operating Funding Sources



Capital Funding Sources



Sources of Capital Funds Expended

Directly Generated	\$0
Federal Government	\$2,607
Local Government	\$14,720
State Government	\$0
Total Capital Funds Expended	\$17,327

2023 Asset Management

Transit Asset Management (TAM) Tier	Tier II	TAM Sponsor NTD ID	8R01
--	---------	---------------------------	------

Metrics

Mode	Average Fleet Age in Years
Bus	3.3