

2023 Annual Agency Profile - Park County (NTD ID 88293)

Mailing Address: 414 E CALLENDER ST STE 2
LIVINGSTON, MT

Website: <http://www.parkcounty.org/Government-Departments/Transit/>

Service Consumed

Annual Unlinked Trips (UPT) 4,473

Service Supplied

Annual Vehicle Revenue Miles (VRM) 38,473

Annual Vehicle Revenue Hours (VRH) 3,623

Vehicles Operated in Maximum Service (VOMS) 2

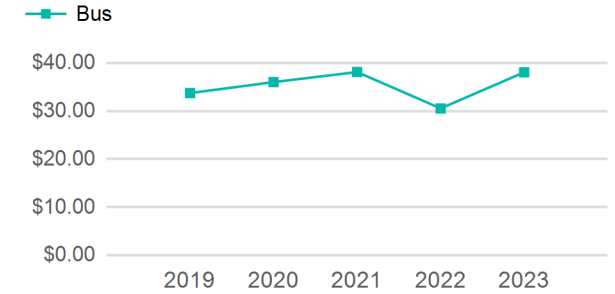
Assets

Revenue Vehicles 3

Service Vehicles

Facilities 1

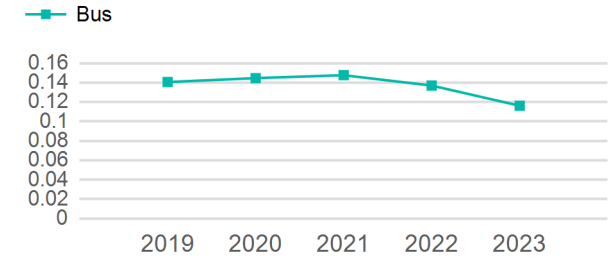
Operating Expenses per Vehicle Revenue Mile



Modal Characteristics

Mode	Annual Unlinked Passenger Trips	Directly Operated VOMS	Purchased Transportation VOMS	Annual Vehicle Revenue Miles	Annual Vehicle Revenue Hours
Bus	4,473	2	0	38,473	3,623
Total	4,473	2	0	38,473	3,623

Unlinked Passenger Trip per Vehicle Revenue Mile



Mode	Service Efficiency		Service Effectiveness		
	OE per VRM	OE per VRH	UPT per VRM	UPT per VRH	OE per UPT
Bus	\$4.42	\$46.97	0.1	1.2	\$38.05
Total	\$4.42	\$46.97	0.1	1.2	\$38.05

2023 Annual Agency Profile - Park County (NTD ID 88293)

2023 Funding Breakdown

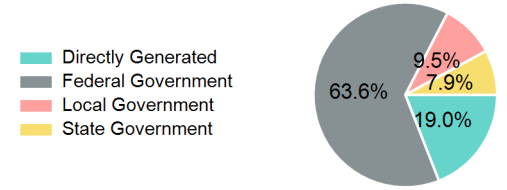
Summary of Operating Expenses (OE)

Mode	Operating Expenses	Fare Revenues
Bus	\$170,190	\$0
Total	\$170,190	\$0

Sources of Operating Funds Expended

Directly Generated	\$32,389
Federal Government	\$108,225
Local Government	\$16,164
State Government	\$13,412
Total Operating Funds Expended	\$170,190

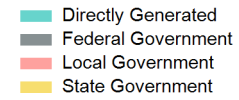
Operating Funding Sources



Capital Funding Sources

Sources of Capital Funds Expended

Directly Generated	\$0
Federal Government	\$0
Local Government	\$0
State Government	\$0
Total Capital Funds Expended	\$0



2023 Asset Management

Transit Asset Management (TAM) Tier	Tier II	TAM Sponsor NTD ID	8R02
--	---------	---------------------------	------

Metrics

Mode	Average Fleet Age in Years
Bus	9.7