

# 2023 Annual Agency Profile - San Miguel Authority for Regional Transportation (NTD ID 88294)

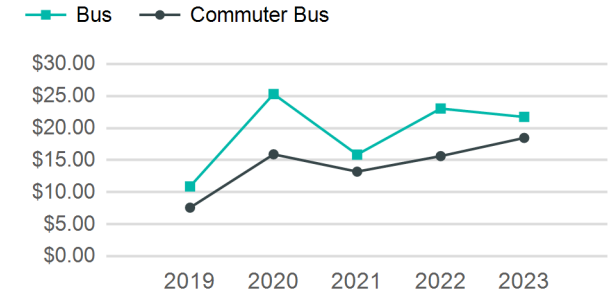
Mailing Address: 137 SOCIETY DR  
TELLURIDE, CO

Website: <https://smarttelluride.colorado.gov/>

## Service Consumed

Annual Unlinked Trips (UPT) 77,143

## Operating Expenses per Vehicle Revenue Mile



## Assets

Revenue Vehicles 21  
Service Vehicles  
Facilities

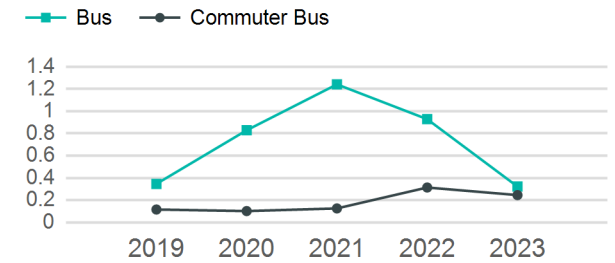
## Service Supplied

Annual Vehicle Revenue Miles (VRM) 403,653  
Annual Vehicle Revenue Hours (VRH) 15,274  
Vehicles Operated in Maximum Service (VOMS) 16

## Modal Characteristics

Mode	Annual Unlinked Passenger Trips	Directly Operated VOMS	Purchased Transportation VOMS	Annual Vehicle Revenue Miles	Annual Vehicle Revenue Hours
Commuter Bus	36,993	0	5	150,381	5,299
Bus	32,486	0	3	100,707	6,741
Vanpool	7,664	8	0	152,565	3,234
<b>Total</b>	<b>77,143</b>	<b>8</b>	<b>8</b>	<b>403,653</b>	<b>15,274</b>

## Unlinked Passenger Trip per Vehicle Revenue Mile



## Metrics

### Service Efficiency

### Service Effectiveness

Mode	OE per VRM	OE per VRH	UPT per VRM	UPT per VRH	OE per UPT
Commuter Bus	\$4.54	\$128.89	0.2	7.0	\$18.46
Bus	\$7.01	\$104.72	0.3	4.8	\$21.73
Vanpool	\$0.53	\$24.86	0.1	2.4	\$10.49
<b>Total</b>	<b>\$3.64</b>	<b>\$96.20</b>	<b>0.2</b>	<b>5.1</b>	<b>\$19.05</b>

# 2023 Annual Agency Profile - San Miguel Authority for Regional Transportation (NTD ID 88294)

## 2023 Funding Breakdown

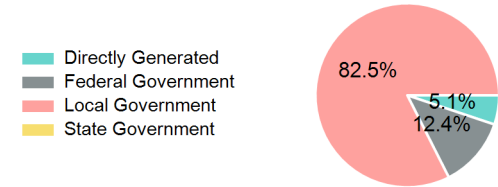
### Summary of Operating Expenses (OE)

Mode	Operating Expenses	Fare Revenues
Commuter Bus	\$683,009	\$0
Bus	\$705,888	\$0
Vanpool	\$80,398	\$0
<b>Total</b>	<b>\$1,469,295</b>	<b>\$0</b>

### Sources of Operating Funds Expended

Directly Generated	\$75,499
Federal Government	\$182,160
Local Government	\$1,211,636
State Government	\$0
<b>Total Operating Funds Expended</b>	<b>\$1,469,295</b>

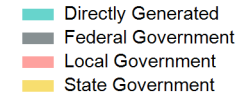
### Operating Funding Sources



### Capital Funding Sources

### Sources of Capital Funds Expended

Directly Generated	\$0
Federal Government	\$0
Local Government	\$0
State Government	\$0
<b>Total Capital Funds Expended</b>	<b>\$0</b>



## 2023 Asset Management

Transit Asset Management (TAM) Tier Tier II TAM Sponsor NTD ID 8R01

### Metrics

Mode	Average Fleet Age in Years
Commuter Bus	0.0
Bus	0.6
Vanpool	9.2