

# 2023 Annual Agency Profile - Butte Silver Bow County Council on Aging (NTD ID 88296)

**Mailing Address:** 615 E MERCURY ST  
BUTTE, MT

**Website:** <https://belmontseniorcenter.com/about/>

## Service Consumed

Annual Unlinked Trips (UPT) 6,248

## Service Supplied

Annual Vehicle Revenue Miles (VRM) 15,164

Annual Vehicle Revenue Hours (VRH) 2,420

Vehicles Operated in Maximum Service (VOMS) 2

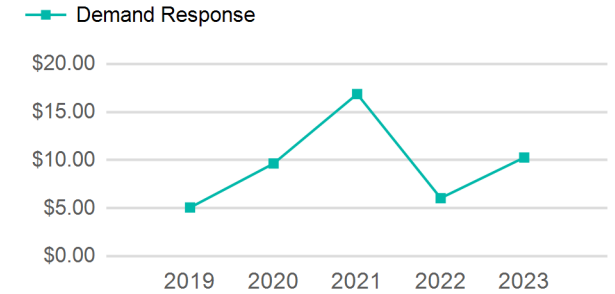
## Assets

Revenue Vehicles 2

Service Vehicles

Facilities

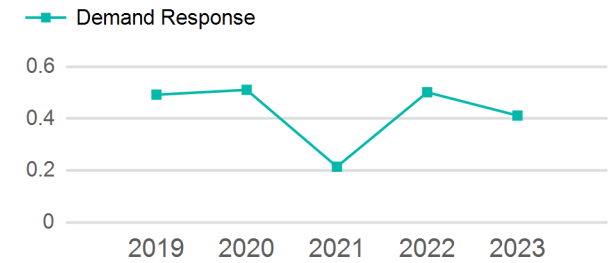
## Operating Expenses per Vehicle Revenue Mile



## Modal Characteristics

Mode	Annual Unlinked Passenger Trips	Directly Operated VOMS	Purchased Transportation VOMS	Annual Vehicle Revenue Miles	Annual Vehicle Revenue Hours
Demand Response	6,248	2	0	15,164	2,420
<b>Total</b>	<b>6,248</b>	<b>2</b>	<b>0</b>	<b>15,164</b>	<b>2,420</b>

## Unlinked Passenger Trip per Vehicle Revenue Mile



## Metrics

### Service Efficiency

### Service Effectiveness

Mode	OE per VRM	OE per VRH	UPT per VRM	UPT per VRH	OE per UPT
Demand Response	\$4.23	\$26.52	0.4	2.6	\$10.27
<b>Total</b>	<b>\$4.23</b>	<b>\$26.52</b>	<b>0.4</b>	<b>2.6</b>	<b>\$10.27</b>

# 2023 Annual Agency Profile - Butte Silver Bow County Council on Aging (NTD ID 88296)

## 2023 Funding Breakdown

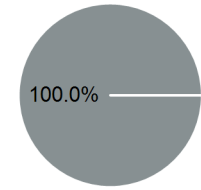
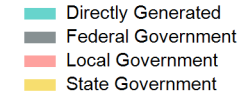
### Summary of Operating Expenses (OE)

Mode	Operating Expenses	Fare Revenues
Demand Response	\$64,169	\$0
<b>Total</b>	<b>\$64,169</b>	<b>\$0</b>

### Sources of Operating Funds Expended

Directly Generated	\$0
Federal Government	\$64,169
Local Government	\$0
State Government	\$0
<b>Total Operating Funds Expended</b>	<b>\$64,169</b>

### Operating Funding Sources



### Capital Funding Sources



### Sources of Capital Funds Expended

Directly Generated	\$0
Federal Government	\$0
Local Government	\$0
State Government	\$0
<b>Total Capital Funds Expended</b>	<b>\$0</b>

## 2023 Asset Management

<b>Transit Asset Management (TAM) Tier</b>	Tier II	<b>TAM Sponsor NTD ID</b>	8R02
--	---------	---------------------------	------

### Metrics

Mode	Average Fleet Age in Years
Demand Response	8.5